



Data Bulletin 2022

Victorian Refugee Health Network
Data Bulletin: Q2 2022





Table of Contents

DATA BULLETIN 2022 2

AUSTRALIAN GOVERNMENT REFUGEE AND HUMANITARIAN PROGRAM STATISTICS..... 4

PEOPLE WHO ARRIVED IN AUSTRALIA IN THE SECOND QUARTER OF 2022 LIVING IN VICTORIA..... 4

PEOPLE WHO ARRIVED IN AUSTRALIA IN THE PAST YEAR LIVING IN VICTORIA..... 5

PEOPLE WHO ARRIVED IN AUSTRALIA IN THE PAST 10 YEARS LIVING IN VICTORIA 6

PEOPLE SEEKING ASYLUM 7

PEOPLE WHO ARRIVED BY PLANE..... 7

APPEALS HEARD BY THE AAT: PPV APPLICATIONS 8

PEOPLE IN DETENTION 8

TEMPORARY PROTECTION VISA AND SAFE HAVEN ENTERPRISE VISA HOLDERS 8

Statistics for Victorian health programs: planning service provision for people from refugee backgrounds, including people seeking asylum

Australian Government Refugee and Humanitarian Program statistics

This population group includes people who have received refugee and humanitarian visas prior to travelling to Australia (subclasses 200, 201, 202, 203 & 204) and people who have been granted a permanent protection visa after arrival in Australia (subclass 866).

People who arrived in Australia in the second quarter of 2022 living in Victoria²

The following data is about Refugee and Humanitarian Program entrants who have arrived in Australia between 01/04/2022 and 30/06/2022 are currently recorded as residing in Victoria as at 04/07/2022. Note that any cells that contain less than five have been suppressed (<5). Values that have not been provided and cannot be calculated are given as 'n.p.' (not provided).

Please note that data sets from DHA only include those have received refugee and humanitarian visas prior to travelling to Australia (subclasses 200, 201, 202, 203 & 204) This data does not include people who currently reside in Victoria who are on a temporary protection visa (449, 786, 790, 785), bridging visas or without a valid visa.

Table 1: Local Government Areas where people live: Top 10

Local Government Area	Visa Numbers				
	200	201	202	203	204
Hume	24	0	166	0	7
Wyndham	29	0	38	35	9
Whittlesea	18	<5	44	0	<5
Melton	20	0	39	0	<5
Darebin	40	0	8	0	7
Brimbank	0	0	46	0	<5
Greater Geelong	21	0	13	0	10
Casey	8	0	19	0	9
Melbourne	23	0	5	<5	6
Moreland	7	0	20	<5	<5
Grand Total	885				

As of 04/07/2022, 604 people on Visa Subclass (200, 201, 202, 203, 204 & 866) settled in Victoria.

Table 2: Main language spoken: Top 5*

Reduced listings (top 5 only instead of top 10) due to low numbers of arrivals

Main Language	Visa Numbers				
	200	201	202	203	204
Arabic	106	<5	302	0	33
Dari	48	0	20	0	23
Burmese / Myanmar	<5	0	10	<55	<5
Swahili	39	0	<5	0	6
Karen	0	0	37	0	0

Visa Subclass Information ¹		
Visa subclass number	Visa name	Details
200	Refugee	for people who the United Nations High Commissioner for Refugees (UNHCR) has referred to Australia for assistance
201	In-Country Special Humanitarian	for people who are still living in their country and have been unable to leave
202	Global Special Humanitarian	for people who are outside Australia (offshore), living outside of their home country, subject to substantial discrimination in their home country amounting to a gross violation of their human rights, and proposed by an Australian citizen or Permanent resident, an Eligible New Zealand citizen, or an organisation based in Australia.
203	Emergency Rescue	which gives priority processing for people who are in immediate danger
204	Woman at Risk	for women who do not have the protection of a partner or a relative and are in danger of victimisation
866	Protection	for people who arrived in Australia on a valid visa and want to seek asylum

Table 3: Gender

Gender	Visa Numbers				
	200	201	202	203	204
Female	127	0	257	27	58
Male	126	<5	248	<30	14
Total	253	<5	505	<55	72
Grand total	885				

Main Language Spoken for those who arrived in the second quarter 2022 (01/04/22 to 30/06/22).

People on Visa subclass (200 series & 866) who arrived in Australia between 01/04/2022 and 30/06/2022 and currently recorded as residing in Victoria as at 04/07/2022.

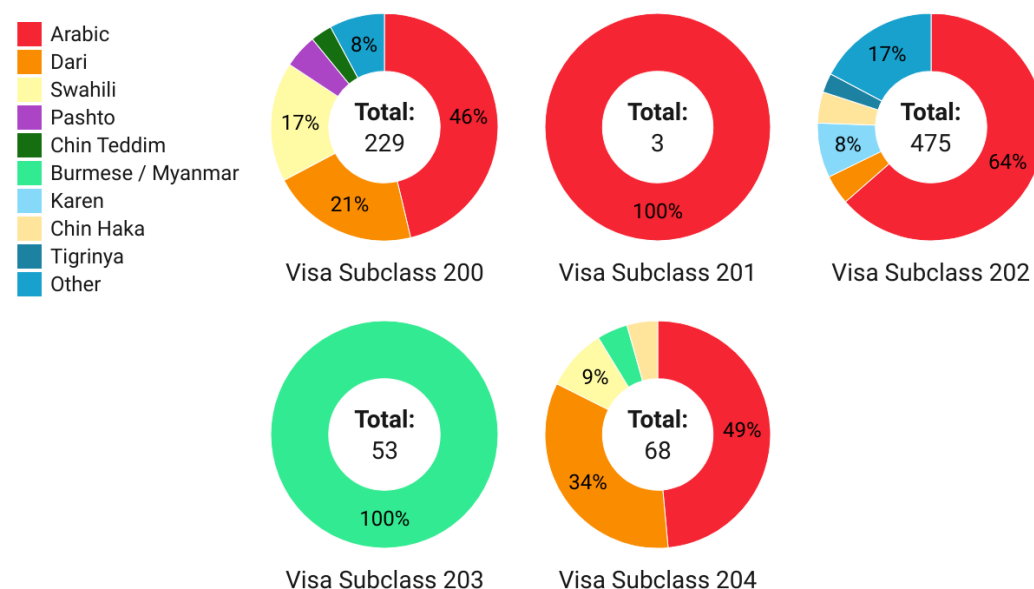


Chart: Victorian Refugee Health Network • Source: Settlement Data Request- Department of Home Affairs • Created with Datawrapper

Interactive Map available at: <https://datawrapper.dwcdn.net/6Z1mM/1/>

* These figures are approximations as any cells that have been suppressed (<5) were changed to a numerical value (3) to present data in this map.

¹ <https://immi.homeaffairs.gov.au/what-we-do/refugee-and-humanitarian-program>

² Settlement Database, Australian Government Department of Home Affairs: settlement.data.request@homeaffairs.gov.au

People who arrived in Australia in the past year living in Victoria³

The following data is about Refugee and Humanitarian Program entrants who have arrived in Australia between 01/07/2021 and 30/06/2022 are currently recorded as residing in Victoria as at 04/07/2022. Note that any cells that contain less than five have been suppressed (<5). Values that have not been provided and cannot be calculated are given as 'n.p.' (not provided). For the full data set please contact our team at Victorian Refugee Health Network (refugeehealth@foundationhouse.org.au).

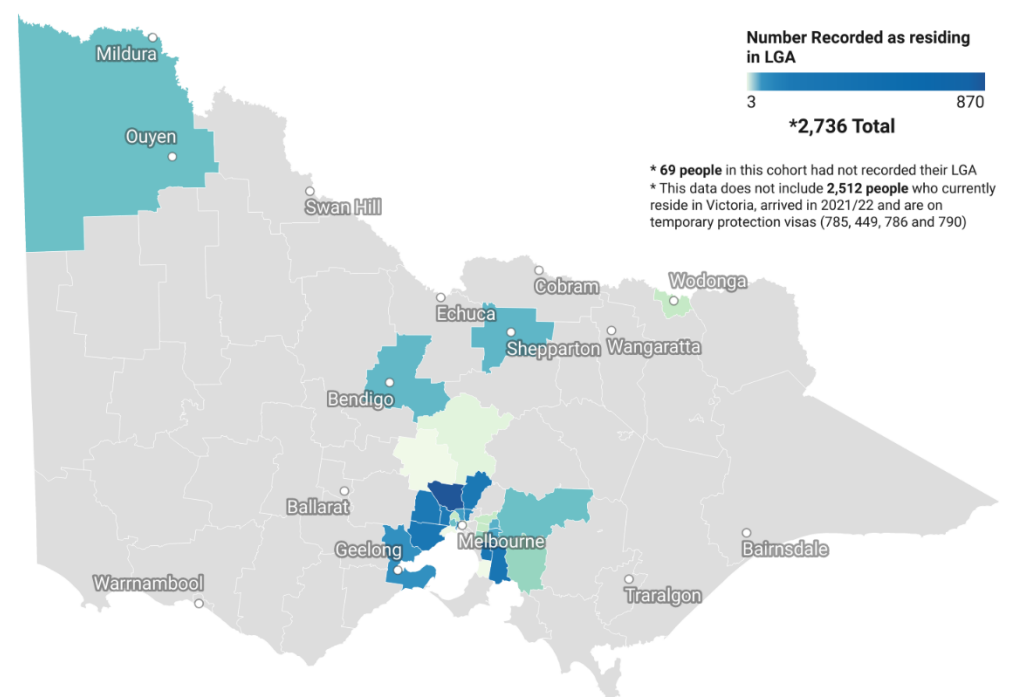
Please note that this data set from DHA only include those have received refugee and humanitarian visas prior to travelling to Australia (subclasses 200, 201, 202, 203 & 204) and people who have been granted a permanent protection visa after arrival in Australia (subclass 866). This data does not include people who currently reside in Victoria who are on a temporary protection visa (449, 786, 790, 785), bridging visas or without a valid visa.

Table 4: Local Government Areas where people live: Top 15*

Local Government Area	Visa Numbers					
	200	201	202	203	204	866
Hume	50	<5	801	6	10	0
Greater Dandenong	21	192	40	11	15	0
Casey	26	121	106	0	19	<5
Wyndham	30	31	67	79	18	<5
Whittlesea	27	22	139	0	11	0
Melton	20	0	145	0	<5	0
Brimbank	12	<5	122	<5	7	0
Darebin	43	20	20	<5	10	0
Greater Geelong	26	0	25	0	13	0
Melbourne	23	8	21	<5	7	0
Moreland	7	<5	31	<5	<5	0
Knox	12	0	21	0	0	0
Maroondah	<5	0	18	5	<5	0
Greater Bendigo	0	0	22	<5	0	0
Greater Shepparton	14	0	9	0	<5	0
Grand Total of all recorded LGA's	364	414	1,710	<120	129	<5
	2,736					

Humanitarian settlers who reside in Victorian Local Government Areas and arrived in the past year

Visa Subclass (200, 201, 202, 203, 204, 866) with a Date of Arrival between 01/07/2021 and 30/06/2022 are currently recorded as residing in Victoria as at 04/07/2022



Map: Victorian Refugee Health Network • Source: Department of Home Affairs - Settlement Data • Map data: ABS • Created with Datawrapper

Interactive Map available at: <https://datawrapper.dwcdn.net/EE6iC/6/>

* These figures are approximations as any cells that have been suppressed (<5) were changed to a numerical value (3) to present data in this map.

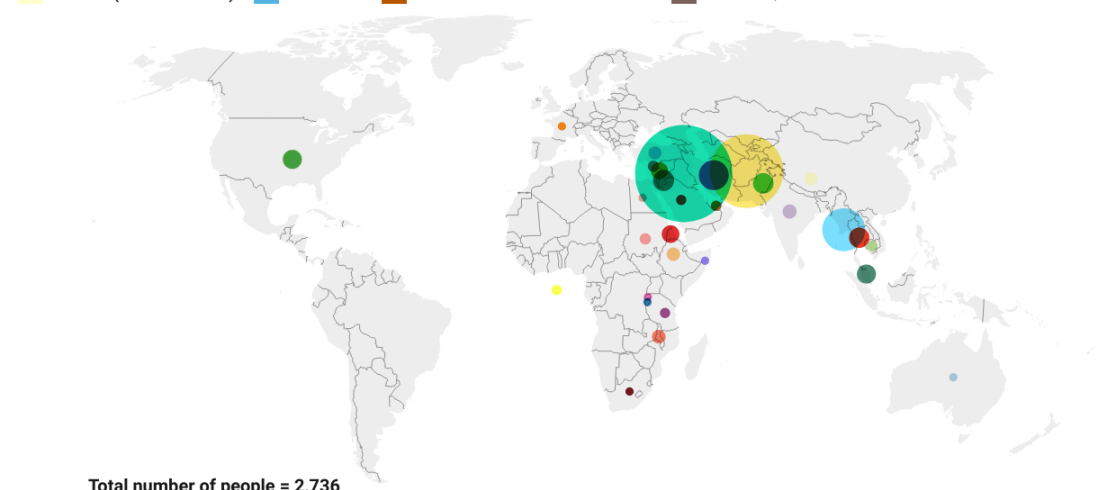
There are 2,736 people on Visa Subclass (200, 201, 202, 203, 204 & 866) who have arrived in the past year and recorded as residing in Victoria.

Country of Birth - Humanitarian Settlers who reside in Victoria and arrived in the past year*

People on Refugee Category Visas (200 series & 866) with a Date of Arrival between 01/07/2021 and 30/06/2022 are currently recorded as residing in Victoria as at 04/07/2022

Country of Birth

AFGHANISTAN AUSTRIA BURUNDI CAMBODIA CONGO, DEM REPUBLIC OF THE
EGYPT ERITREA ETHIOPIA FRANCE INDIA IRAN IRAQ JORDAN LEBANON
Libya MALAWI MALAYSIA MYANMAR PAKISTAN RWANDA SAUDI ARABIA
SOMALIA SOUTH AFRICA SUDAN SYRIAN ARAB REPUBLIC TANZANIA THAILAND
TIBET (SO STATED) TURKEY UNITED ARAB EMIRATES YEMEN, REPUBLIC OF



Map: Victorian Refugee Health Network • Source: Department of Home Affairs - Settlement Data • Created with Datawrapper

Interactive Map available at: <https://datawrapper.dwcdn.net/54kop/1/>

* These figures are approximations as any cells that have been suppressed (<5) were changed to a numerical value (3) to present data in this map.

Table 5: Country of birth*: Top 15

If an individual's Country of Birth is recorded as 'Australia', it indicates that the individual was born in Australia from parents who arrived in Australia prior to the birth while they were not permanent residents

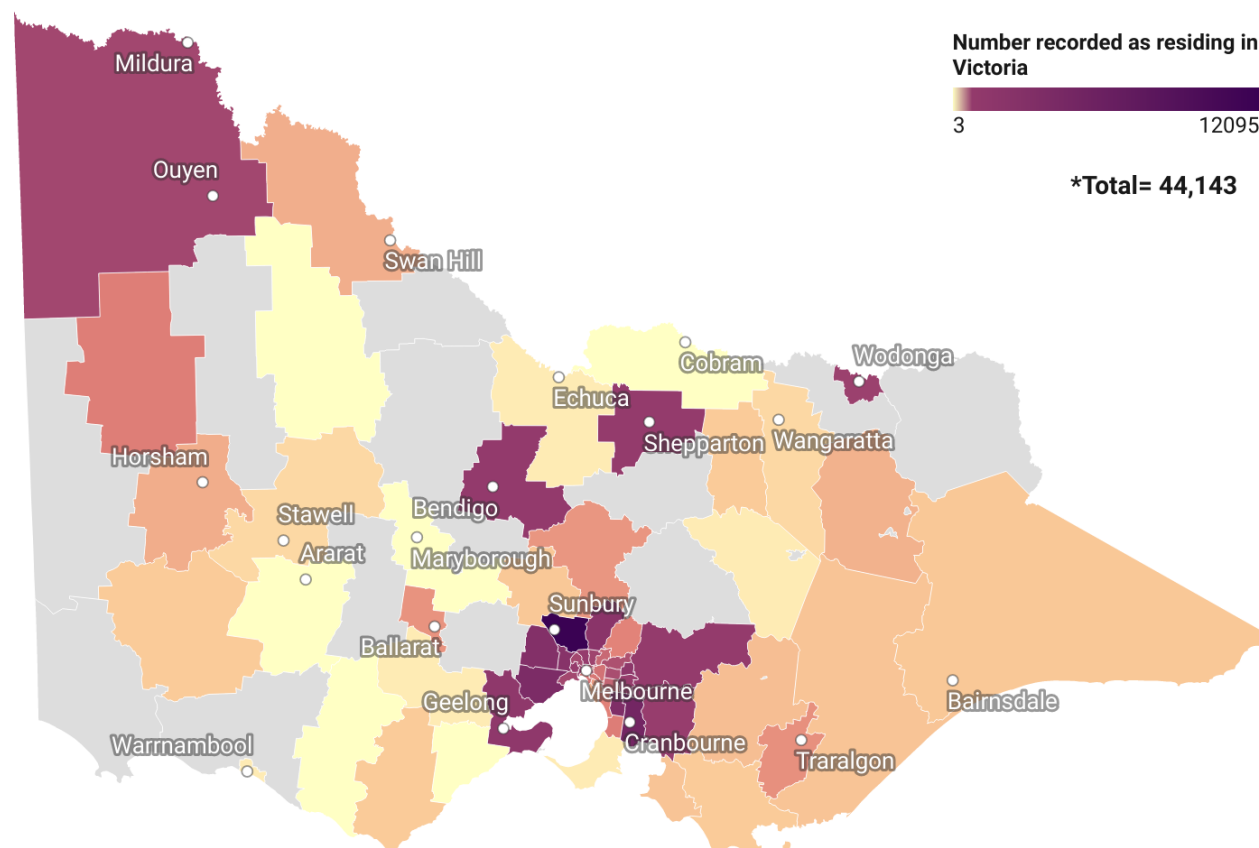
Country of Birth	Visa numbers					
	200	201	202	203	204	866
Iraq	110	<35	1,043	0	11	0
Afghanistan	93	379	132	0	47	<5
Syrian Arab Republic	59	<5	168	0	29	0
Myanmar	13	0	75	102	17	0
Iran	11	0	78	0	<5	0
Jordan	5	0	33	0	<5	0
Pakistan	13	0	22	0	<5	0
Thailand	<5	0	31	<5	<5	0
Malaysia	7	0	22	0	<5	0
Congo, Dem Republic Of The	23	0	<5	0	6	0
Eritrea	0	0	27	0	0	0
Lebanon	<5	0	19	0	<5	0
India	0	0	15	0	0	0
Tibet (So Stated)	0	0	12	0	0	0
Ethiopia	<5	0	10	0	0	0

³ Settlement Database, Australian Government Department of Home Affairs: settlement.data.request@homeaffairs.gov.au

People who arrived in Australia in the past 10 years living in Victoria⁴

Humanitarian settlers in Victorian Local Government Areas over the last 10 years

Humanitarian settlers with a Date of Arrival between 01/07/2012 and 30/06/2022 are currently recorded as residing in Victoria as at 04/07/2022



Date of Arrival between 01/07/2012 and 30/06/2022

Map: Victorian Refugee Health Network • Source: Australian Government- Settlement Database • Map data: ABS • Created with Datawrapper

*403 Humanitarian settlers had not recorded their LGA
*This data does not include 7,587 people who currently reside in Victoria, arrived in the past 5 years and are on temporary protection visas (785, 449, 786 and 790)

The following data is about Refugee and Humanitarian Program entrants who have arrived in Australia between 01/07/2012 and 30/06/2022 are currently recorded as residing in Victoria as at 04/07/2022. Note that any cells that contain less than five have been suppressed (<5) and the next cell with the lowest value is also masked as 'n.p.' (not provided) where applicable. 'Total' values provided are the best approximation from available information. This is due to the Department of Home Affairs' privacy policy.

In the past 10 years, 44,143 people who arrived through the Refugee and Humanitarian Program or were subsequently granted a permanent protection visa (i.e., 200 series and visa subclass 866) are now recorded as residing in Victoria.

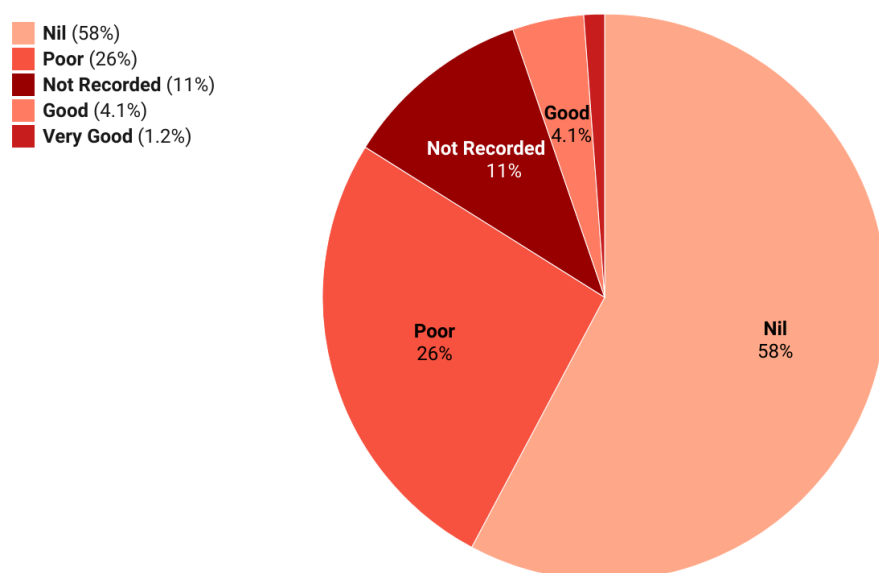
Please note that these data sets from DHA only include those have received refugee and humanitarian visas prior to travelling to Australia (subclasses 200, 201, 202, 203 & 204) and people who have been granted a permanent protection visa after arrival in Australia (subclass 866). This data does not include people who currently reside in Victoria who are on a temporary protection visa (449, 786, 790, 785), bridging visas or without a valid visa.

Interactive Map available at <https://datawrapper.dwcdn.net/ArxYh/6/>

English Proficiency:

English Proficiency of people in Victoria with visa subclass (200 series & 866) who have arrived in Australia in the past 10 years.

Humanitarian settlers with a Date of Arrival between 01/07/2012 and 30/06/2022 are currently recorded as residing in Victoria as at 04/07/2022



* SDB data is compiled from a number of sources including Department of Home Affairs, other Commonwealth agencies and service providers.

Chart: Victorian Refugee Health Network • Source: Settlement Data Request- Department of Home Affairs • Created with Datawrapper

Interactive Map available at <https://datawrapper.dwcdn.net/2WvoF/1/>

Table 6: Top 10 Local Government Areas where people now live

Local Government Area	Visa number					
	200	201	202	203	204	866
Hume	4,095	30	7,178	6	333	453
Casey	2,130	423	1,071	0	466	810
Wyndham	1,548	39	1,461	85	274	397
Greater Dandenong	1,128	440	745	19	379	691
Melton	1,223	54	1,347	5	88	205
Brimbank	918	18	1,130	<5	134	192
Whittlesea	574	37	906	0	52	513
Maroondah	634	8	861	5	70	39
Greater Geelong	680	<5	329	0	324	62
Greater Bendigo	378	<5	465	<5	45	8
Grand Total of all LGA's	16,475	1,185	18,223	140	2,754	5,366
	44,143					

Table 7: Gender

Gender	200	201	202	203	204	866	Total
Female	7,827	561	9,156	70	1,945	2,056	21,615
Male	8,648	624	9,067	70	809	3,309	22,527
Not Stated	0	0	0	0	0	<5	<5
Grand Total	16,475	1,185	18,223	140	2,754	5,366	44,143

⁴ Settlement Database, Australian Government Department of Home Affairs: settlement.data.request@homeaffairs.gov.au

People Seeking Asylum

The date a person arrived, their mode of arrival and if they had valid entry documents determine if they are detained, how they will have their asylum application processed, what means of appeal they will have and whether they may apply for permanent or temporary protection. People often experience a long wait to hear the outcome of their application. You may read more about asylum application pathways here:

<https://www.racs.org.au/causes/factsheets/>

Those who do not have a visa granted at primary stage may have their application reviewed. People seeking asylum who are eligible for a Permanent Protection Visa (PPV) have their appeals heard through the Administrative Appeals Tribunal (AAT) Migration and Refugee Division. The AAT reported an average wait of 812 days from lodgement to finalisation of PPV applications in the 2021/2022 financial year (up to 31 May 2022), 26% of lodgements were finalised within 365 days⁵.

Chart: Total number of people seeking asylum in the community by visa status over time.⁶

People seeking asylum in the community over time by visa status

From May 2017 to 30 April 2022

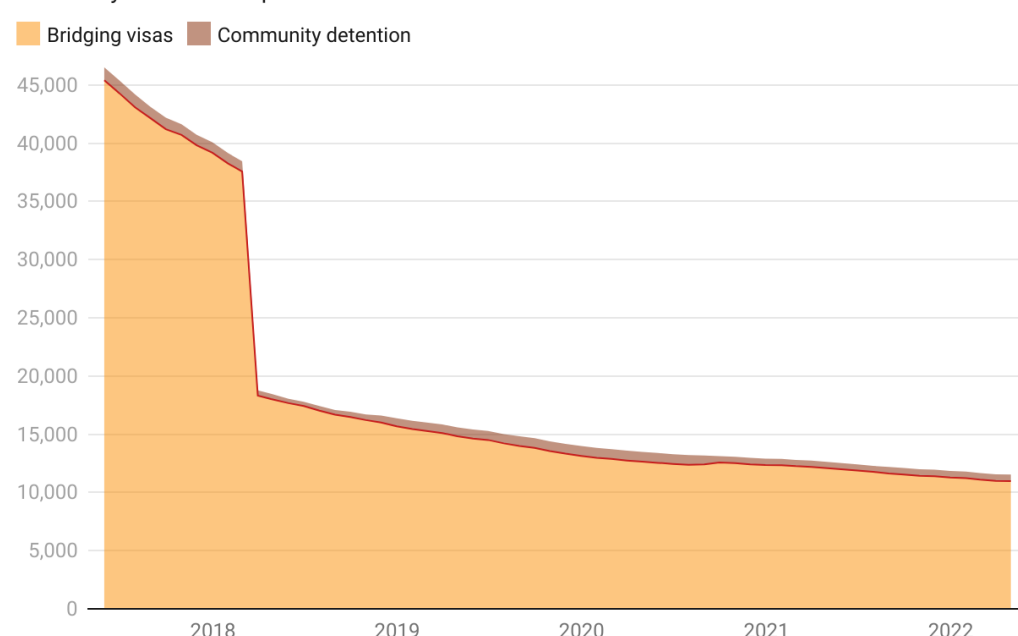


Chart: Refugee Council of Australia • Source: Department of Home Affairs, Detention and Community Statistics Summary, Table 2 • Created with Datawrapper

Table 8: Number of people in the IMA Legacy Caseload who:

- ✓ have submitted a valid application that is currently being processed; or
- ✓ had their application finalised – either granted or refused

Processing Stage ⁷	2022	
	June	May
Applied and on hand or at review	2,015	2,072
Applications Finalised	29,217	29,164
Total	31,232	31,236

People who arrived by plane

There is little data available about people who arrive by plane and apply for protection. The number of people living in the community who sought asylum after arriving by plane with a valid visa (i.e., tourist, student visa etc), and who are now waiting for their protection claims to be assessed is unknown. Some national data is available about new lodgements, see below. Data collected from the monthly Departmental updates⁸ on the processing of onshore protection claims for the financial year 2021/22 (until 30 June 2022) show there has been **10,564 protection visa lodgements** made onshore during the period. This data also shows the number of individuals who have lodged a protection visa onshore for example, there have been **183 lodgements from individuals from Ukraine** over this period and **362 lodgements from individuals from Myanmar**.

Table 9: Protection visa application lodgements and PPV grants, Australia-wide by financial year³

Component	2013-14	2014-15	2015-16	2016-17	2017-18	2018-19	2019-20	2020-2021	2021-22
Permanent Protection Visa (PPV) lodgement	9,688	8,587	12,617	18,290	27,931	24,566	23,266	11,684	10,564
PPV grants	2,752	2,750	2,003	1,711	1,425	1,650	1,650	1,389	1,762

⁵ 'Processing times for decisions' <https://www.aat.gov.au/AAT/media/AAT/Files/Statistics/MRD-detailed-caseload-statistics-2021-22.pdf> (pg. 7)

⁶ 'Statistics on people seeking asylum in the community' <https://www.refugeecouncil.org.au/asylum-community/6/>

⁷ IMA Legacy Caseload | Report on the Processing Status and Outcomes: <https://www.homeaffairs.gov.au/research-and-stats/files/ima-legacy-caseload-february-2022.pdf>

⁸ Monthly Updates: April 2022-June 2022 at <https://www.homeaffairs.gov.au/research-and-statistics/statistics/visa-statistics/live/humanitarian-program>

Appeals heard by the AAT: PPV applications⁹

Most people that apply for a PPV arrived by plane, however a very small number of people who arrived by boat were able to apply for a PPV and have their appeal heard by the AAT. The data below is for financial year 2021/22 (until 31 May 2022) and does not take into account people who received a PPV at the primary decision.

Table 10: **Active appeals** applications by citizenship by **Victoria region*** as of 31 May 2022: Top 10

Country	Number
Malaysia	8,611
China	1,427
Vietnam	1,457
Thailand	552
Indonesia	531
India	444
Pakistan	303
Taiwan	294
Sri Lanka	230
Philippines	146
Fiji	130
Bangladesh	61

Table 11: **PPV decisions** by citizenship **Australia-wide** (Financial year to 31 May 2022): Top 10¹⁰

Country	Number of decisions		Set aside***
	UMA	non-UMA	
China	0	1,697	18
Malaysia	0	1,145	32
Thailand	0	894	0
Vietnam	11	372	11
Pakistan	4	132	49
India	0	130	6
Taiwan	0	123	0
Iran	30	48	37
Indonesia	0	62	0
Iraq	2	49	22
Bangladesh	5	39	4
Grand total of all decisions by country	81	5,188	339

***set aside means the primary decision has been overturned

People in detention¹¹

The following data is about people in immigration detention and under residence determination (formerly community detention) as of 30 April 2022.

As of 30 April 2022, the average period of time for people held in detention facilities (including people detained due to S501 visa cancellations and other reasons) was recorded as 726 days. As of 30 April 2022, there were 1414 people in immigration detention facilities. Of these 1,414 people, 17.4 per cent had been detained for 91 days or less and 45.8 per cent had been detained for 365 days or less¹².

Table 12: **People in detention in Victoria**

Place of immigration detention	Number of people held in immigration detention
Melbourne Immigration Transit Accommodation	221
Alternative Places of Detention (APODs)	14
Total	235

Table 13: **People under residence determination in Victoria**

	Men	Women	Children	Total
Number	111	79	83	273 (48.1 percent of national total)
National Total	568			

⁹ Administrative Appeals Tribunal Migration and Refugee Division Caseload Report Financial year to 31 May 2022:

<https://www.aat.gov.au/AAT/media/AAT/Files/Statistics/MRD-detailed-caseload-statistics-2021-22.pdf>

¹⁰ 'Top 20 Refugee decisions by country' <https://www.aat.gov.au/AAT/media/AAT/Files/Statistics/MRD-detailed-caseload-statistics-2021-22.pdf>

¹¹ <https://www.homeaffairs.gov.au/research-and-stats/files/immigration-detention-statistics-30-april-2022.pdf>

¹² 'Time In Immigration Detention Facilities' at <https://www.homeaffairs.gov.au/research-and-stats/files/immigration-detention-statistics-30-april-2022.pdf> (pg. 12)

Temporary Protection visa and Safe Haven Enterprise visa holders

People seeking asylum who arrived without a valid visa are only allowed to apply for Temporary Protection Visa (subclass 785) (TPV) or a Safe Haven Enterprise Visa (subclass 790) (SHEV) if the Minister has made a decision that it is in the public interest to lift a legislative bar on making a valid visa application in Australia. Where the Minister lifts the bar, the Department will advise the UMA that they are eligible to apply for a TPV or a SHEV¹⁴.

The following data is about people who arrived by boat before 2014 without a valid visa living in Australia as of June 2022¹⁵. Total data as of May 2022 is shown for comparison.

Visa Subclass Information ¹³		
Visa subclass number	Visa name	Details
785	Temporary Protection	Temporary Visa to stay in Australia for 3 years. With access to government services such as Centrelink as well as work and study rights.
790	Safe-Haven Enterprise	Temporary Visa to stay in Australia for 5 years. With access to government services such as Centrelink as well as work and study rights.

As of June 2022, 7,254 **temporary protection visas (SHEV and TPV)** had been granted to people living in **Victoria**, 999 people were awaiting an outcome of their application.

Table 14: Nationalities: TPV and SHEV grants, **Australia-wide**

Country of Citizenship	June 2022
Iran	6,444
Afghanistan	4,530
Stateless	2,336
Sri Lanka	2,185
Pakistan	1,268
Iraq	1,088
Sudan	386
Somalia	277
Other	941
Total	19,155

Table 15: TPV and SHEV application status, Australia-wide

Processing Status	June 2022			May 2022
	TPV	SHEV	Total	
On hand at Primary*	157	908	1,065	1,096
Review and other	238	712	950	976
Total	395	1,620	2,015	2,072
Applications Finalised	TPV	SHEV	Total	June 2022
Finalised grants	5,504	13,951	19,455	19,424
Finalised refusals	3,031	6,731	9,762	9,740
Total	8,535	20,682		29,164

*On hand refers to appeals that are in the process of being reviewed

¹³ <https://immi.homeaffairs.gov.au/visas/getting-a-visa/visa-listing>

¹⁴ 'Coverage' <https://www.homeaffairs.gov.au/research-and-stats/files/uma-legacy-caseload-june-2022.pdf>

¹⁵ 'UMA Legacy Caseload – Processing status' <https://www.homeaffairs.gov.au/research-and-stats/files/uma-legacy-caseload-june-2022.pdf> (pg. 5)

