



# Data Bulletin 2024

Victorian Refugee Health Network  
Data Bulletin: Q2 2024



# Table of Contents

<b>DATA BULLETIN 2024</b> .....	<b>2</b>
<b>GUIDE TO VISA SUBCLASSES</b> .....	<b>4</b>
<b>THE FOLLOWING REPORT PROVIDES DATA AND REFERENCE TO PEOPLE WHO HAVE SETTLED IN VICTORIA ON THE FOLLOWING VISA SUBCLASSES:</b> .....	<b>4</b>
<b>HUMANITARIAN SETTLEMENT DATA FOR VICTORIA</b> .....	<b>5</b>
<b>THE FOLLOWING REPORT PROVIDES DATA ON PEOPLE FROM REFUGEE BACKGROUNDS, INCLUDING PEOPLE SEEKING ASYLUM SETTLING IN VICTORIA</b> .....	<b>5</b>
AUSTRALIAN GOVERNMENT REFUGEE AND HUMANITARIAN PROGRAM STATISTICS.....	5
<b>PEOPLE WHO ARRIVED IN AUSTRALIA IN THE SECOND QUARTER OF 2024 LIVING IN VICTORIA</b> .....	<b>5</b>
TABLE 1: LOCAL GOVERNMENT AREAS OF PEOPLE WHO ARRIVED IN THE SECOND QUARTER OF 2024 (VISA SUBCLASS 200, 201, 202, 204): TOP 10 .....	5
TABLE 2: RECORDED GENDER OF PEOPLE WHO ARRIVED IN THE SECOND QUARTER OF 2024 (VISA SUBCLASS 200, 201, 202, 204) AND RECORDED AS RESIDING IN VICTORIA .....	5
TABLE 3: MAIN LANGUAGE SPOKEN FOR PEOPLE WHO ARRIVED IN THE SECOND QUARTER OF 2024 (VISA SUBCLASS 200, 201, 202, 204) AND RECORDED AS RESIDING IN VICTORIA: TOP 5 .....	5
<b>PEOPLE WHO ARRIVED IN AUSTRALIA IN THE PAST YEAR LIVING IN VICTORIA</b> .....	<b>6</b>
TABLE 4: COUNTRY OF BIRTH OF PEOPLE WHO ARRIVED IN THE PAST YEAR (VISA SUBCLASS 200 SERIES AND 866) AND LIVE IN VICTORIA: TOP 15.....	6
TABLE 5: LOCAL GOVERNMENT AREA RECORDED FOR PEOPLE ARRIVING IN VICTORIA IN THE PAST YEAR: TOP 15.....	6
<b>PEOPLE WHO ARRIVED IN AUSTRALIA IN THE PAST 10 YEARS LIVING IN VICTORIA</b> .....	<b>6</b>
TABLE 6: RECORDED GENDER FOR PEOPLE WHO RESIDE IN VICTORIA AND ARRIVED IN THE PAST 10 YEARS. ....	7
TABLE 7: TOP 10 LOCAL GOVERNMENT AREAS WHERE PEOPLE ARE RECORDED TO LIVE WHO HAVE ARRIVED IN THE PAST 10 YEARS.....	7
<b>PEOPLE SEEKING ASYLUM</b> .....	<b>8</b>
<b>PEOPLE IN DETENTION</b> .....	<b>8</b>
TABLE 8: PEOPLE IN DETENTION IN VICTORIA AS OF 30 JUNE 2024.....	8
TABLE 9: PEOPLE UNDER RESIDENCE DETERMINATION IN VICTORIA AS OF 30 JUNE 2024 .....	8
<b>PEOPLE WHO ARRIVED BY PLANE</b> .....	<b>9</b>
TABLE 10: PROTECTION VISA APPLICATION LODGEMENTS AND PPV GRANTS, AUSTRALIA-WIDE BY FINANCIAL YEAR .....	9
<b>APPEALS HEARD BY THE AAT: PPV APPLICATIONS</b> .....	<b>9</b>
TABLE 11: ACTIVE REFUGEE CASES (NOT YET DECIDED) BY COUNTRY AND VICTORIA REGION* AS OF 31 MAY 2024: TOP 10 .....	9
TABLE 12: REFUGEE DECISIONS BY COUNTRY AUSTRALIA-WIDE (FINANCIAL YEAR TO 29 FEBRUARY 2024): TOP 10.....	9
<b>UMA LEGACY CASELOAD</b> .....	<b>9</b>
<b>UMA LEGACY CASELOAD TEMPORARY PROTECTION VISA AND SAFE HAVEN ENTERPRISE VISA HOLDERS</b> .....	<b>10</b>
<b>RESOLUTION OF STATUS VISA HOLDERS</b> .....	<b>10</b>
TABLE 13: MAIN CITIZENSHIPS: VISA HOLDERS, AUSTRALIA-WIDE.....	10
TABLE 14: NUMBER OF PEOPLE IN THE UMA LEGACY CASELOAD WHO: .....	10
<b>IMPORTANT INFORMATION: CONVERSION OF TPVs/SHEVs TO A PERMANENT VISA</b> .....	<b>11</b>
<b>SUPPORT FOR PEOPLE FLEEING THE CONFLICT IN ISRAEL-GAZA</b> .....	<b>11</b>
LEGAL ADVICE AND SUPPORT .....	11
EMERGENCY FINANCIAL ASSISTANCE FOR PEOPLE WHO HAVE FLED THE CONFLICT IN ISRAEL AND PALESTINE .....	11
<b>CAVEATS TO DATA SOURCES FROM THE SETTLEMENT DATABASE (SDB)</b> .....	<b>12</b>

## Guide to visa subclasses

The following report provides data and reference to people who have settled in Victoria on the following visa subclasses:

Visa Subclass Information <sup>1</sup>		
Visa subclass number	Visa name	Details
050	Bridging Visa E	for people to stay lawfully in Australia while they make arrangements to leave or they are waiting for an immigration decision or finalisation
051		for people to stay in Australia while their protection visa application is being processed
200	Refugee	for people who the United Nations High Commissioner for Refugees (UNHCR) has referred to Australia for assistance
201	In-Country Special Humanitarian	for people who are still living in their country and have been unable to leave
202	Global Special Humanitarian	for people who are outside Australia (offshore), living outside of their home country, subject to substantial discrimination in their home country amounting to a gross violation of their human rights, and proposed by an Australian citizen or Permanent resident, an Eligible New Zealand citizen, or an organisation based in Australia.
203	Emergency Rescue	gives priority processing for people who are in immediate danger
204	Woman at Risk	for women who do not have the protection of a partner or a relative and are in danger of victimisation
449	Temporary Humanitarian Stay	for people who are forced to flee their home country or are likely to be displaced. These visas are only granted at invitation from the Federal Minister for Immigration.
785	Temporary Protection (TPV)	for people who arrived in Australia without a visa or were not immigration cleared on arrival and want to seek asylum. Provides stay for up to three years.
786	Temporary Humanitarian Concern	for Ukrainian temporary visa holders in Australia and those who were arriving to stay in Australia for a more extended period of time for humanitarian reasons with access to government services such as Centrelink as well as work and study rights.
790	Safe Haven Enterprise (SHEV)	for people who arrived in Australia without a valid visa or were not immigration cleared on arrival and want to seek asylum. Provides stay for up to five years with access to government services such as Centrelink as well as work and study rights.
851	Resolution of Status (RoS)	for the permanent resolution of status for certain visa holders, including TPV and SHEV holders who arrived in Australia before 14 February 2023 and are not subject to an application bar (46a bar for Unauthorised Maritime Arrivals). The RoS visa allows the person to live, work and study in Australia permanently.
866	Protection	for people who arrived in Australia on a valid visa and want to seek asylum

<sup>1</sup> <https://immi.homeaffairs.gov.au/what-we-do/refugee-and-humanitarian-program>  
Page | 4

## Humanitarian settlement data for Victoria

The following report provides data on people from refugee backgrounds, including people seeking asylum settling in Victoria.

### Australian Government Refugee and Humanitarian Program statistics

This population group includes people who have received refugee and humanitarian visas prior to travelling to Australia (subclasses 200, 201, 202, 203 & 204).

### People who arrived in Australia in the second quarter of 2024 living in Victoria<sup>2</sup>

The following data is about Refugee and Humanitarian Program entrants who have arrived in Australia between 01/04/2024 and 30/06/2024 and are currently recorded as residing in Victoria as at 04/07/2024. Note that any cells that contain less than five have been suppressed (<5). Values that have not been provided and cannot be calculated are given as 'n.p.' (not provided).

Please note that data sets from Department of Home Affairs (DHA) only include those who have received refugee and humanitarian visas prior to travelling to Australia (subclasses 200, 201, 202, 203 & 204). This data does not include people who currently reside in Victoria who are on a temporary protection visa (449, 786, 790, 785), bridging visas or without a valid visa.

**A total of 1,718 people arrived in the second quarter of 2024 as a refugee or humanitarian entrant (visa subclass 200, 201, 202, 204) and were recorded as residing in Victoria.**

Table 1: Local Government Areas of people who arrived in the second quarter of 2024 (visa subclass 200, 201, 202, 204): Top 10

Local Government Area	Visa Numbers			
	200	201	202	204
Wyndham	128	8	112	17
Greater Dandenong	125	43	87	10
Hume	89	7	131	5
Casey	35	33	132	16
Darebin	66	9	6	0
Melbourne	51	9	16	<5
Greater Shepparton	60	0	17	0
Brimbank	19	0	34	<5
Greater Geelong	39	0	13	0
Whittlesea	32	0	14	0
<b>Grand Total of all arrivals</b>	<b>1,718 people</b>			

Table 2: Recorded gender of people who arrived in the second quarter of 2024 (visa subclass 200, 201, 202, 204) and recorded as residing in Victoria

Gender	Visa Numbers			
	200	201	202	204
Female	413	63	343	52
Male	393	78	349	27
<b>Total</b>	<b>806</b>	<b>141</b>	<b>692</b>	<b>79</b>
<b>Grand total of all arrivals</b>	<b>1,718 people</b>			

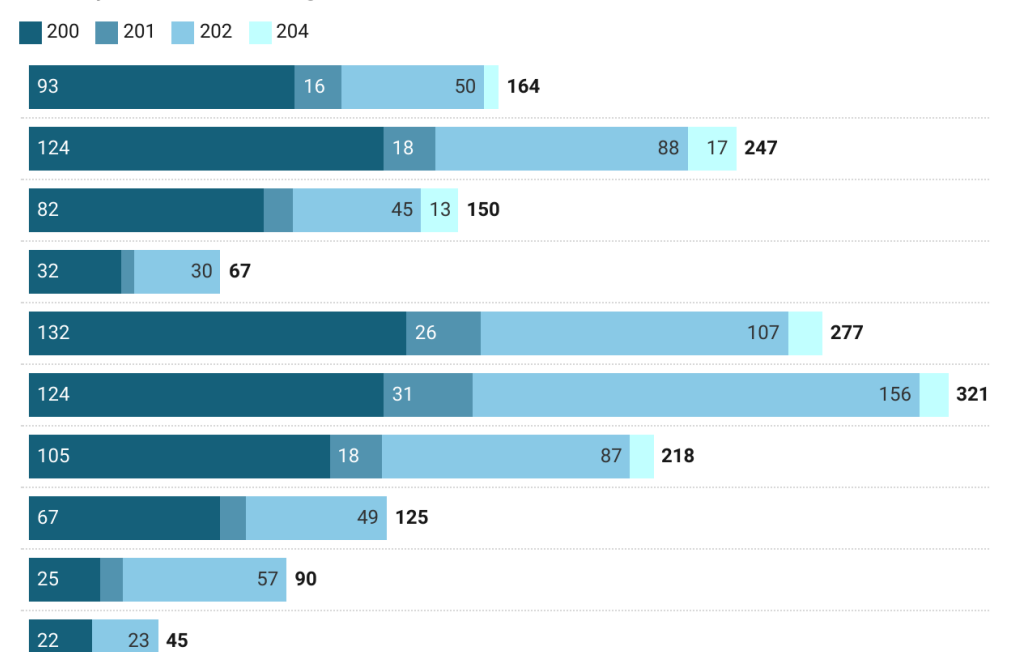
**In the second quarter of 2024, approximately 71% of refugee or humanitarian entrants (visa subclass 200 series) who settled in Victoria were under 35 years of age.**

Table 3: Main language spoken for people who arrived in the second quarter of 2024 (visa subclass 200, 201, 202, 204) and recorded as residing in Victoria: Top 5

Main Language Spoken	Visa Numbers			
	200	201	202	204
Dari	210	67	165	13
Arabic	157	0	122	8
Pashto	60	37	33	<5
Hazaragi	17	15	90	10
Farsi (Afghan)	83	0	13	9

### Number of people who arrived in Australia in the second quarter of 2024 and currently reside in Victoria according to age group.

Visa subclasses (200 series) with a Date of Arrival between 01/04/2024 and 30/06/2024 and are currently recorded as residing in Victoria as at 04/07/2024



\* These figures are approximations as any cells that have been suppressed were changed to a numerical value to present data in this map.

Chart: Victorian Refugee Health Network • Source: Department of Home Affairs Settlement Database • Created with Datawrapper

Interactive Map available at: [https://www.datawrapper.de/\\_M46VZ/](https://www.datawrapper.de/_M46VZ/)

<sup>2</sup> Settlement Database, Australian Government Department of Home Affairs: [settlement.data.request@homeaffairs.gov.au](mailto:settlement.data.request@homeaffairs.gov.au)

## People who arrived in Australia in the past year living in Victoria<sup>3</sup>

The following data is about Refugee and Humanitarian Program entrants who have arrived in Australia between 01/07/2023 and 30/06/2024 and are currently recorded as residing in Victoria as at 04/07/2024. Note that any cells that contain less than five have been suppressed (<5). Values that have not been provided and cannot be calculated are given as 'n.p.' (not provided). For the full data set, please contact our team at Victorian Refugee Health Network ([refugeehealth@foundationhouse.org.au](mailto:refugeehealth@foundationhouse.org.au)).

Please note that this data set from DHA includes those who have received refugee and humanitarian visas prior to travelling to Australia (subclasses 200, 201, 202, 203 & 204) or have received a permanent protection visa (subclass 866) after arrival in Australia. This data does not include people who currently reside in Victoria who are on a temporary protection visa (449, 786, 790, 785), bridging visas or without a valid visa.

**There are 6,514 people on Visa subclass 200, 201, 202, 204, 866 who arrived in the past year and recorded as residing in Victoria.**

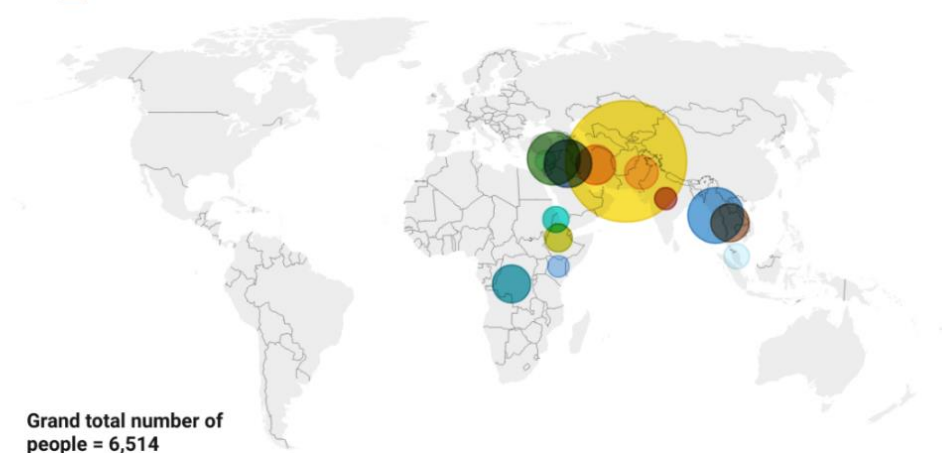
Table 4: Country of birth of people who arrived in the past year (visa subclass 200 series and 866) and live in Victoria: Top 15

Country of Birth	Visa Numbers					
	200	201	202	203	204	866
Afghanistan	819	447	1,533	0	208	<5
Myanmar	125	0	440	7	11	11
Syrian Arab Republic	314	0	187	0	31	0
Iraq	46	6	366	0	5	0
Iran	158	<5	50	0	71	<5
Thailand	15	0	251	0	0	0
Congo, Dem Republic Of The	134	0	68	0	60	0
Pakistan	93	<5	92	0	7	<5
Ethiopia	59	<5	61	0	8	0
Eritrea	27	0	82	0	<5	0
Malaysia	30	0	75	0	0	0
India	33	0	41	0	<5	0
Kenya	57	0	11	0	5	0
Lebanon	60	0	7	0	0	0
Turkey	46	0	13	0	<5	0
<b>Grand Total of all recorded countries of birth</b>	<b>2,178</b>	<b>463</b>	<b>3,339</b>	<b>19</b>	<b>478</b>	<b>37</b>
	<b>6,514 people</b>					

### Country of Birth (Top 15) Humanitarian Settlers who reside in Victoria and arrived in the past year

People on Refugee Category Visas (200 series & 866) with a date of arrival between 01/07/2023 and 30/06/2024 and are currently recorded as residing in Victoria as at 04/07/2024

Country of birth:  
 AFGHANISTAN CONGO, DEM REPUBLIC OF THE ERITREA ETHIOPIA INDIA IRAN  
 IRAQ KENYA LEBANON MALAYSIA MYANMAR PAKISTAN SYRIAN ARAB  
 REPUBLIC THAILAND TURKEY



\* These figures are approximations as any cells that have been suppressed (<5) were changed to a numerical value (3) to present data in this map.

Map: Victorian Refugee Health Network • Source: Department of Home Affairs- Settlement Data • Created with Datawrapper

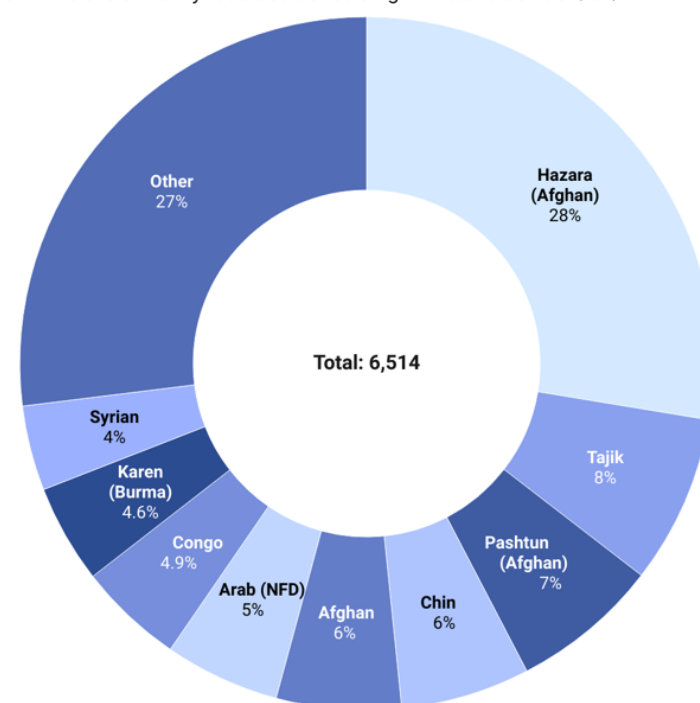
Interactive Map available at: <https://datawrapper.dwcdn.net/kRKA1/>

Table 5: Local Government Area recorded for people arriving in Victoria in the past year: Top 15

Local Government Area	Visa numbers					
	200	201	202	203	204	866
Casey	249	169	941	0	104	<5
Greater Dandenong	292	129	390	<5	77	<5
Wyndham	290	18	469	13	72	<5
Hume	207	14	503	0	27	<5
Greater Shepparton	164	0	58	0	28	0
Whittlesea	111	6	106	0	12	<5
Greater Geelong	95	0	120	0	10	0
Darebin	152	10	18	0	26	0
Brimbank	94	9	85	<5	6	0
Melton	65	6	88	0	12	<5
Wodonga	77	0	28	0	21	0
Greater Bendigo	14	0	95	0	0	0
Maroondah	32	0	69	0	<5	<5
Not Recorded	18	22	65	0	<5	0
Moreland	45	27	16	0	19	0
<b>Grand Total of all recorded LGA's</b>	<b>2,178</b>	<b>463</b>	<b>3,339</b>	<b>19</b>	<b>478</b>	<b>37</b>
	<b>6,514 people</b>					

### Ethnicity recorded for those who arrived in the past year

People on Visa subclass (200 series & 866) who arrived in Australia between 01/07/2023 and 30/06/2024 and are currently recorded as residing in Victoria as at 04/07/2024



\* These figures are approximations as any cells that have been suppressed (<5) were changed to a numerical value (3) to present data in this map.

Chart: Victorian Refugee Health Network • Source: Settlement Data Request- Department of Home Affairs • Created with Datawrapper

Interactive Map available at: [https://www.datawrapper.de/\\_/Eb60l/](https://www.datawrapper.de/_/Eb60l/)

<sup>3</sup> Settlement Database, Australian Government Department of Home Affairs: [settlement.data.request@homeaffairs.gov.au](mailto:settlement.data.request@homeaffairs.gov.au)

# People who arrived in Australia in the past 10 years living in Victoria<sup>4</sup>

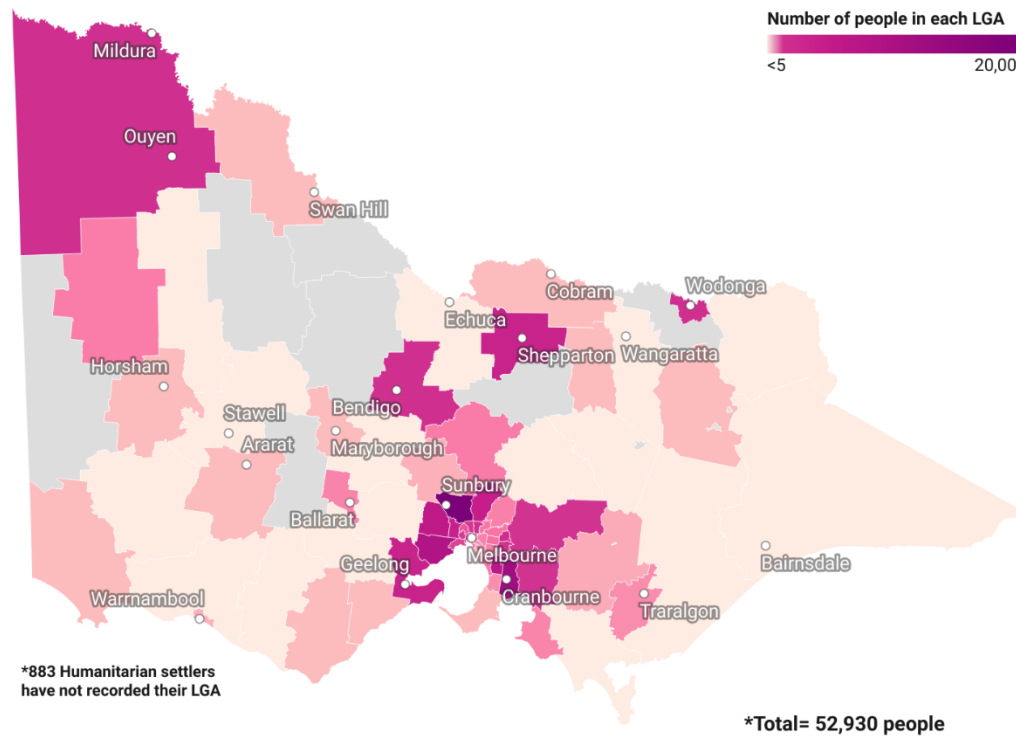
The following data is about Refugee and Humanitarian Program entrants who have arrived in Australia between 01/04/2013 and 30/06/2024, and 851 visa holders who have arrived in Australia from 01/01/2012 and 30/06/2024 and are currently recorded as residing in Victoria as at 04/07/2024. Note that any cells that contain less than five have been suppressed (<5) and the next cell with the lowest value is also masked as 'n.p.' (not provided) where applicable. 'Total' values provided are the best approximation from available information. This is due to the Department of Home Affairs' privacy policy.

Please note that these data sets from DHA only include those who have received refugee and humanitarian visas prior to travelling to Australia (subclasses 200, 201, 202, 203 & 204), and people who have been granted a permanent protection visa after arrival in Australia (subclass 866 and 851). Data of 851 visa holders are recorded from 01/01/2012. This data does not include people who currently reside in Victoria who are on a temporary protection visa (449, 786, 790, 785), bridging visas or without a valid visa.

**As of 4th July 2024, there are approximately 52,930 people who were granted a permanent protection visa (i.e., 200 series, visa subclass 866 and 851) in the past 10 years and are now recorded as residing in Victoria.**

## Humanitarian settlers in Victorian Local Government Areas over the last 10 years.

Humanitarian settlers (200 visa series and 866) with a Date of Arrival between 01/07/2014 and 30/06/2024 and are currently recorded as residing in Victoria as at 04/07/2024. Humanitarian settlers (851 visa) with a Date of Arrival between 01/01/2012 and 30/06/2024 and are currently recorded as residing in Victoria as at 04/07/2024 are also included.



\* These figures are approximations as any cells that have been suppressed were changed to a numerical value to present data in this map.  
Map: Victorian Refugee Health Network • Source: Australian Government- Settlement Database • Map data: ABS • Created with Datawrapper

**Table 6: Recorded gender for people who reside in Victoria and arrived in the past 10 years.**

Gender	200	201	202	203	204	866	851	Total
Female	7,678	750	11,577	111	2,014	2,137	1,532	25,799
Male	8,107	780	11,535	108	764	2,300	3,535	27,129
Indeterminate	0	0	0	0	<5	0	0	<5
Not Stated	0	0	0	0	0	<5	0	<5
<b>Grand Total</b>	<b>15,785</b>	<b>1,530</b>	<b>23,112</b>	<b>219</b>	<b>2,779</b>	<b>4,438</b>	<b>5,067</b>	<b>52,930</b>

This chart on the right shows the main language spoken for those who arrived to Australia in the past 10 years and currently reside in Victoria. As you can see the top languages are Arabic, Dari, Hazaragi, Burmese, Karen, Assyrian, and Swahili. With a high number of people settling in Victoria, it is important that the number of interpreters are also increasing to meet the needs of the local population.

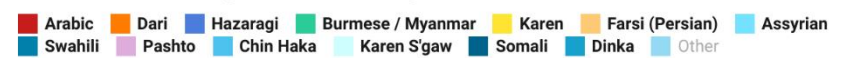
Interactive Map available at: <https://www.datawrapper.de/ /HKVs3/>

**Table 7: Top 10 Local Government Areas where people are recorded to live who have arrived in the past 10 years**

Local Government Area	Visa number						
	200	201	202	203	204	866	851
Hume	3,714	38	7,949	13	301	351	346
Casey	2,208	606	2,509	0	484	399	767
Wyndham	1,605	60	2,169	144	343	561	262
Greater Dandenong	1,141	487	1,281	18	373	407	966
Melton	1,075	21	1,519	6	104	159	190
Whittlesea	808	71	1,049	0	82	284	627
Brimbank	718	20	1,120	15	132	222	290
Greater Geelong	664	3	501	0	219	30	288
Maroondah	331	6	842	7	26	91	47
Greater Shepparton	675	0	142	0	106	90	89
<b>Grand Total of all LGA's</b>	<b>15,785</b>	<b>1,530</b>	<b>23,112</b>	<b>219</b>	<b>2,779</b>	<b>4,438</b>	<b>5,067</b>
	<b>52, 930 people</b>						

## Main Language Spoken for those who arrived in the past 10 years: Top 30

People on Visa subclass (200 series, 866) who arrived in Australia between 01/07/2014 and 30/06/2024, and Visa subclass (851) who arrived in Australia between 01/01/2012 and 30/06/2024 are currently recorded as residing in Victoria as at 04/07/2024



\* These figures are approximations as any cells that have been suppressed (<5) were changed to a numerical value (3) to present data in this map.

Chart: Victorian Refugee Health Network • Source: Settlement Data Request- Department of Home Affairs • Created with Datawrapper

<sup>4</sup> Settlement Database, Australian Government Department of Home Affairs: [settlement.data.request@homeaffairs.gov.au](mailto:settlement.data.request@homeaffairs.gov.au)

## People Seeking Asylum

The date a person arrived, their mode of arrival and if they had valid entry documents determine if they are detained, how they will have their asylum application processed, what means of appeal they will have and whether they may apply for permanent or temporary protection. People often experience a long wait to hear the outcome of their application. You may read more about asylum application pathways [here](#). Depending on the year a person arrived, many people seeking asylum by boat have been living in the community on a visa called a bridging visa E (BVE).

**As of 31 March 2024, there is a total of 37,934 people who arrived by boat who were granted a bridging visa E. There are 4,260 people who are living in Victoria who are holding a bridging visa E.5**

“Bridging visas may expire while a person is waiting for a grant of another bridging visa. People in the community who are waiting for the grant of further Bridging Visa E do not have rights to work, study or access Medicare, because they do not hold a valid visa. This often happens because of delays in renewing a visa. In some cases, their visas can only be renewed after the Minister personally allows for the grant of a further visa.”<sup>6</sup>

Interactive Map of ‘How many people are on bridging visas E?’ available at: [https://www.datawrapper.de/\\_/sKjG7/](https://www.datawrapper.de/_/sKjG7/)

### How many people are on bridging visas E?

As at 31 March 2024

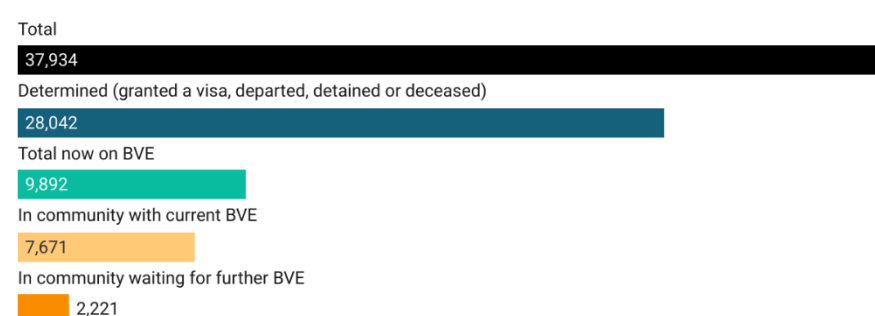


Chart: Refugee Council of Australia • Source: Department of Home Affairs, Unauthorised Maritime Arrivals on Bridging E visa • Created with Datawrapper

## People in detention<sup>7</sup>

The following data is about people in immigration detention and under residence determination (formerly community detention) as of 30 June 2024. Values that have not been provided and cannot be calculated are given as ‘N.P.’ (not provided). As of 30 June 2024, the average period of time for people held in detention facilities (including people detained due to S501 visa cancellations and other reasons) in Australia was recorded as **565 days**.

As of 30 June 2024, there were **918 people** in Immigration Detention Centres (IDCs) and Alternative Places of Detention (APODs) across Australia. Of these 918 people, 31.7 per cent had been detained for 91 days or less and 58.5 per cent had been detained for 365 days or less<sup>8</sup>.

Table 8: People in detention in Victoria as of 30 June 2024

Place of immigration detention	Number of people held in immigration detention
Melbourne Immigration Detention Centres	186
Alternative Places of Detention (APODs)	0
<b>Total</b>	<b>186</b>

Table 9: People under residence determination in Victoria as of 30 June 2024

	Men	Women	Children	Total
Number of people in Victoria	58	37	26	<b>121</b> (51.3 percent of national total)
<b>National Total</b>	<b>236</b>			

<sup>5</sup> ‘How many people are on bridging visas E?’ <https://www.refugeecouncil.org.au/asylum-community/6/>

<sup>6</sup> Ibid.

<sup>7</sup> Immigration Detention and Community Statistics Summary: <https://www.homeaffairs.gov.au/research-and-statistics/statistics/visa-statistics/live/immigration-detention>

<sup>8</sup> ‘Time In Immigration Detention Facilities’: <https://www.homeaffairs.gov.au/research-and-statistics/statistics/visa-statistics/live/immigration-detention> (pg. 12)

## People who arrived by plane

There is little data available about people who arrive by plane and apply for protection. The number of people living in the community who sought asylum after arriving by plane with a valid visa (i.e., tourist, student visa etc), and who are now waiting for their protection claims to be assessed is unknown. Some national data is available about new lodgements, see below. Data collected from the monthly Departmental

updates<sup>9</sup> on the processing of onshore protection claims for the financial year 2023-2024 (up until May 2024) show there has been **18,936 protection visa lodgements** made onshore during this period. Monthly data also shows the number of individuals who have been granted a Final Protection Visa and the grant rate. For example, up until May 2024 there have been **85 PPV grants for people from Myanmar** over this period, with a 100% grant rate.

Table 10: Protection visa application lodgements and PPV grants, Australia-wide by financial year

Component	2016-17	2017-18	2018-19	2019-20	2020-2021	2021-22	2022-2023	2023-2024*
<b>Permanent Protection Visa (PPV) lodgement</b>	18,290	27,931	24,566	23,266	11,684	10,564	18,738	<b>22,881</b>
<b>PPV grants</b>	1,711	1,425	1,650	1,650	1,389	1,762	2,000	<b>3,138</b>

## Appeals heard by the AAT: PPV applications<sup>10</sup>

Most people that apply for a PPV arrived by plane, however a very small number of people who arrived by boat were able to apply for a PPV and have their appeal heard by the AAT. Those who do not have a visa granted at primary stage may have their application reviewed. People seeking asylum who are eligible for a Permanent Protection Visa (PPV) have their appeals heard through the Administrative Appeals Tribunal (AAT) Migration and Refugee Division. The AAT reported 50% of cases are finalised within 1,893 days from lodgement to finalisation of applications made under Protection Case Categories between 1<sup>st</sup> December 2023 and 31<sup>st</sup> May 2024, 95% of lodgements were finalised within 2,276 days<sup>11</sup> which is an increase of 20 days since this was last recorded in February 2024.

The data below is from the Administrative Appeals Tribunal Migration and Refugee Division Caseload Report for financial year 2023/24 (until 31 May 2024) and does not take into account people who received a PPV at the primary decision.

Table 11: Active Refugee cases (not yet decided) by country and Victoria region\* as of 31 May 2024: Top 10

Country	Number
Malaysia	6,708
China	2,131
Vietnam	2,512
India	707
Indonesia	1,042
Thailand	894
Fiji	66
East Timor	495
Philippines	241
Taiwan	249
<b>Grand total in Victoria</b>	<b>17,088 people</b>

Table 12: Refugee decisions by country Australia-wide (Financial year to 29 February 2024): Top 10

Country	Number of decisions		Decisions	Set aside***
	UMA	non-UMA		
Malaysia	0	3,948	3,948	271
China	0	2,204	2,204	73
Vietnam	60	433	493	66
Fiji	0	420	420	37
Indonesia	0	338	338	7
Thailand	0	325	325	1
India	5	285	290	22
Vanuatu	0	281	281	1
Tonga	0	202	202	1
East Timor	0	194	194	1
<b>Grand total of all decisions by country</b>	<b>246</b>	<b>9,992</b>	<b>10,238</b>	<b>930</b>

\*\*\*set aside means the primary decision has been overturned

## UMA Legacy Caseload

According to the department, an Unauthorised Maritime Arrival (UMA) is a person who entered Australia by sea without authority and became an unlawful non-citizen upon entry. All babies born to UMA parents are also classified as UMAs.

The two main groups in the 'Legacy Caseload' included:

- people who came by boat before 13 August 2012, but whose applications for a protection visa (the visa given to refugees who apply in Australia) had not been finalised by 18 September 2013, when the Liberal and Nationals came into power.
- people who came by boat on or after 13 August 2012, whose visa applications were processed in Australia (and not in Papua New Guinea or Nauru)<sup>12</sup>.

<sup>9</sup> Monthly Update: Onshore Protection (Subclass 866) Visa Processing – July 2023 to May 2024 at <https://www.homeaffairs.gov.au/research-and-statistics/statistics/visa-statistics/live/humanitarian-program>

<sup>10</sup> Administrative Appeals Tribunal Migration and Refugee Division Caseload Report Financial year to 31 May 2024: <https://www.aat.gov.au/AAT/media/AAT/Files/Statistics/MRD-detailed-caseload-statistics-2023-24.pdf>

<sup>11</sup> 'Migration and Refugee Division processing times' at <https://www.aat.gov.au/resources/migration-and-refugee-division-processing-times>

<sup>12</sup> Who was included in the 'Legacy Caseload'? <https://www.refugeecouncil.org.au/fast-tracking-statistics/>



## UMA Legacy Caseload Temporary Protection Visa and Safe Haven Enterprise Visa Holders

People seeking asylum who arrived by boat without a valid visa, until recently, have only been allowed to apply for Temporary Protection Visa (subclass 785) (TPV) or a Safe Haven Enterprise Visa (subclass 790) (SHEV), if the Minister has made a decision that it is in the public interest to lift a legislative bar on making a valid visa application in Australia. Where the Minister lifts the bar, the Department will advise the person who is classified as an UMA that they are eligible to apply for a TPV or a SHEV<sup>13</sup>.

As of 30 June 2024, **558 applications are on hand (initial TPV and SHEV) or at merits review for people living in Victoria**,<sup>14</sup>

### Resolution of Status Visa Holders

UMAs who applied for or held a TPV or SHEV before 14 February 2023 are eligible to apply for a permanent Resolution of Status (subclass 851) (RoS) visa. Anyone who had a TPV or SHEV application already on-hand with the Department, including subsequent TPV/SHEV applications, did not need to apply for a RoS visa (their application was/will automatically be converted to a RoS visa application). Anyone that enters Australia irregularly on or after 14 February 2023 is not eligible for a RoS visa.

The following data sources for this report are based on a range of departmental systems. As data has been drawn from a dynamic system environment, the information is correct at the time of publication and figures may differ slightly from previous or future reporting. As an end of month report, the data date used is the closest to the end of the calendar month<sup>15</sup>.

As of 30 June 2024, **18,026 Resolution of Status (RoS) Visas had been granted to people across Australia, 7,111 people were granted to people living in Victoria**.

Table 13: Main Citizenships: Visa Holders, Australia-wide<sup>16</sup>

Country of Citizenship	TPV/SHEV	RoS Visa
Iran	368	6,387
Afghanistan	818	3,760
Stateless	566	1,875
Sri Lanka	90	2,210
Pakistan	62	1,232
Iraq	94	995
Sudan	28	358
Somalia	35	261
Palestinian Authority	04	186
Vietnam	17	168
Other	100	594
<b>Total</b>	<b>2,182</b>	<b>18,026</b>

Table 14: Number of people in the UMA Legacy Caseload who:

- ✓ have submitted a valid visa application that is currently being processed;
- ✓ had their visa application finalised – either granted (including expired or cancelled) or refused; and
- ✓ are considered otherwise resolved (for example, have become Australian citizens or departed Australia).

Processing Stage <sup>17</sup>	TOTAL
Applied for initial TPV and on-hand with the Department	194
Applied for initial SHEV and on-hand with the Department <sup>1</sup>	996
Applied for/converted to RoS visa and on-hand with the Department <sup>1</sup>	2,038
<b>Total applications on hand</b>	<b>3,228</b>
TPV Holder	603
SHEV Holder*	1,579
RoS visa holder	18,026
<b>Total Visa Holders</b>	<b>20,208*</b>
Refused TPV/SHEV/RoS visa by the Department and at merits review	196
Refused TPV/SHEV/RoS visa and at judicial review	4,555
TPV/SHEV/RoS visa cancelled or expired (onshore)	150
Refused TPV/SHEV/RoS visa no immigration matters ongoing	2,475
<b>Total refused, cancelled, or expired onshore</b>	<b>7,376</b>
Otherwise resolved	3,252
<b>Total</b>	<b>32,028</b>

\* Most RoS visa applicants are also TPV/SHEV holders so are not counted twice in the grand total

<sup>13</sup> 'UMA Legacy Caseload Report on Status and Processing Outcomes February 2024' on <https://www.homeaffairs.gov.au/research-and-statistics/statistics/visa-statistics/live/humanitarian-program>

<sup>14</sup> Ibid.

<sup>15</sup> Ibid.

<sup>16</sup> Ibid.

<sup>17</sup> Ibid.

## Important Information: Conversion Of TPVs/SHEVs to a Permanent Visa

The Federal Government has announced that from 14 February 2023 people who currently hold, previously held or have applied for a Temporary Protection Visa (TPV) or Safe Haven Enterprise

Visa (SHEV) may be eligible for a permanent Resolution of Status Visa (RoS visa). People granted a permanent RoS visa will have the same rights and benefits as all permanent residents, including access to family reunion.

It is essential that people seek legal assistance in relation to their rights to the RoS visa.

**For free legal help in Victoria and South Australia, contact Refugee Legal at:**

- Refugee Legal TPV/SHEV Conversion Hotline - Monday to Friday 9.00am to 5.00pm on (03) 9413 0133
- Email: [RoSVisa@refugeelegal.org.au](mailto:RoSVisa@refugeelegal.org.au)
- Website: [www.refugeelegal.org.au](http://www.refugeelegal.org.au)

For further information on the policy change please refer to the Refugee Council of Australia site at: <https://www.refugeecouncil.org.au/information-about-end-of-tpvs-shevs/>

Translated copies of the information sheet can be found here: <https://refugeelegal.org.au/get-help/tpvs-shevs-conversion-to-a-permanent-visa/>

### Who is the legal service provider in your state or territory?

Service Provider	State	Website
Refugee Legal	VIC	<a href="http://www.refugeelegal.org.au">www.refugeelegal.org.au</a>
Refugee and Casework Support (RACS)	NSW	<a href="http://www.racs.org.au">www.racs.org.au</a>
Immigration Advice and Rights Centre (IARC) - cases referred by RACS NSW	NSW	<a href="http://www.iarc.org.au">www.iarc.org.au</a>
Legal Aid	ACT	<a href="http://www.legalaidact.org.au">www.legalaidact.org.au</a>
Refugee and Immigration Legal Service (RAILS)	QLD	<a href="http://www.rails.org.au">www.rails.org.au</a>
Circle Green	WA	<a href="http://www.circlegreen.org.au">www.circlegreen.org.au</a>
Legal Services Commission	SA	<a href="http://www.lsc.sa.gov.au">www.lsc.sa.gov.au</a>
Tasmanian Refugee Legal Service	TAS	<a href="http://www.trls.org.au">www.trls.org.au</a>
Legal Aid	NT	<a href="http://www.legalaid.nt.au">www.legalaid.nt.au</a>

Source: Department of Home Affairs

## Support for People Fleeing the Conflict in Israel-Gaza<sup>18</sup>

There are currently several hundred people who have recently left Israel or Gaza in recent months fleeing the ongoing conflict. Most of these people have travelled to Australia on Visitor Visas and other short-term visas.

Data obtained from the Department of Home Affairs indicate that from 1 October 2023 to 12 June 2024,

**1,112 people have arrived in Australia from Palestine** on a Visitor visa (subclass 600)

**397 people have arrived in Victoria from Palestine** on a Visitor visa (subclass 600)

While it is welcome news that people have been able to travel to safety in Australia, unfortunately, these visas are not designed to support people fleeing conflict. As such, most people do not have work rights, access to Medicare, access to income support or study rights. This has placed people fleeing the conflict in very precarious circumstances.

### Legal advice and support

A number of specialist refugee legal clinics are providing specialist advice for people who have fled the Israel/Gaza conflict and which to seek asylum in Australia. We recommend that you contact a [specialist refugee law service](#) that has expertise in refugee law.

Factsheets:

- [Current options for those trying to leave Gaza/the Occupied Palestinian Territories/Israel](#) (from the Refugee Advocacy and Casework Service)
- [Refugee Legal Israel-Gaza Crisis Information Sheet](#)

### Emergency financial assistance for people who have fled the conflict in Israel and Palestine

The Federal Government has allocated funding as support for temporary visa holders for people from Israel and Palestine who are experiencing financial hardship and unable to meet their basic needs.

People can apply through the existing emergency relief online portal on the Red Cross website. As part of the application process, applicants need to demonstrate their financial need, including sharing information about funds held in bank accounts.

- Red Cross emergency relief portal: <https://www.redcross.org.au/migration/emergency-relief/>
- Funding announcement: <https://minister.homeaffairs.gov.au/AndrewGiles/Pages/funding-for-communities-affected-by-hamas-Israel-conflict.aspx>
- Information on Home Affairs' website: <https://www.homeaffairs.gov.au/help-and-support/hamas-israel-conflict/community-information>
- Refugee Council is hosting a resource page here: <https://www.refugeecouncil.org.au/support-israel-gaza-conflict/>

For additional resources related to supporting communities impacted by the ongoing events in Palestine and Israel, please visit the Networks regularly uploaded list of resources [here](#).

<sup>18</sup> RCOA (2024) 'Support for People Fleeing the Conflict in Israel-Gaza' <https://www.refugeecouncil.org.au/support-israel-gaza-conflict/>  
Page | 11

## Caveats to data sources from the Settlement Database (SDB)<sup>19</sup>

The Refugee Health Network obtains the data for this report from the DHA Settlement unit. Please see below an outline of the caveats provided by the DHA on the settlement data provided.

- The data in your reports are sourced from the Settlement Database (SDB). There are limitations in the data capture and the actual data.
- Where applicable, with regards to Immigration data - as per current privacy guidelines, the Department's policy is to mask numbers which are less than five as <5 and/or if there is only one '<5' in any column, the next lowest value will be masked as less than to its upper limit (ie. if it is 8 then will be masked as '<10' or 88 will be masked as '<90') , noting we are reviewing the confidentiality method for the future.
- The Department of Home Affairs must be consulted regarding any requests to use the data for purposes not originally intended or discussed.

### Data Capture

SDB collects data concerning settlers who have been granted a permanent (or provisional) visa.

SDB data is compiled from a number of sources including Department of Home Affairs, other Commonwealth agencies and service providers.

### Data Limitations

The Settlement Database has not been adjusted to reflect settlers who:

- are deceased.
- have permanently departed Australia.
- have had their visas cancelled.

The settlement Database includes:

- some duplicate settler records.
- the number of settlers who are currently recorded as residing in a particular location. It cannot provide information on settlement patterns or trends.
- many data items that are not mandatory.
- only the settler's latest known residential (or intended residential) address. Address information is only updated if the Department is notified. Some settlers have no address details recorded.
- only the latest permanent (or provisional) visa for a settler.

The Settlement Database location data is based on the 2011 Australian Standard Geographic Classification (ASGC).

### Reporting Limitations

- Reports including numbers of settlers in specified locations may be inaccurate due to limitations in address data.
- Settlers with an existing permanent (or provisional) visa may appear in different reporting categories over time if they are granted a subsequent permanent (or provisional) visa.
- Data suppression rules have been applied for client confidentiality.
- Reports including 'not stated', 'invalid' or 'not recorded' labels indicate that the data is unavailable.

### Settlement Date

Settlement Date uses a combination of either arrival date or grant date depending on where the settler was when their current SDB visa was granted.

If a settler was offshore when their current SDB visa was granted then arrival date is used. If a settler was onshore when their current SDB visa was granted then visa grant date is used.

### Report Usage

Please attribute Australian Government as the data source.

*Updated by DHA on 15 August 2019*

<sup>19</sup> For the full data set please contact our team at the Victorian Refugee Health Network ([refugeehealth@foundationhouse.org.au](mailto:refugeehealth@foundationhouse.org.au)).