



# Data Bulletin 2024

Victorian Refugee Health Network  
Data Bulletin: Q3 2024





# Table of Contents

<b>DATA BULLETIN 2024</b> .....	<b>2</b>
<b>GUIDE TO VISA SUBCLASSES</b> .....	<b>4</b>
<b>THE FOLLOWING REPORT PROVIDES DATA AND REFERENCE TO PEOPLE WHO HAVE SETTLED IN VICTORIA ON THE FOLLOWING VISA SUBCLASSES:</b> .....	<b>4</b>
<b>HUMANITARIAN SETTLEMENT DATA FOR VICTORIA</b> .....	<b>5</b>
<b>THE FOLLOWING REPORT PROVIDES DATA ON PEOPLE FROM REFUGEE BACKGROUNDS, INCLUDING PEOPLE SEEKING ASYLUM-SETTLING IN VICTORIA.</b> .....	<b>5</b>
AUSTRALIAN GOVERNMENT REFUGEE AND HUMANITARIAN PROGRAM STATISTICS.....	5
<b>PEOPLE WHO ARRIVED IN AUSTRALIA IN THE THIRD QUARTER OF 2024 LIVING IN VICTORIA</b> .....	<b>5</b>
TABLE 1: LOCAL GOVERNMENT AREAS OF PEOPLE WHO ARRIVED IN THE THIRD QUARTER OF 2024 (VISA SUBCLASS 200, 201, 202, 204): TOP 10.....	5
TABLE 2: RECORDED GENDER OF PEOPLE WHO ARRIVED IN THE THIRD QUARTER OF 2024 (VISA SUBCLASS 200, 201, 202, 204) AND RECORDED AS RESIDING IN VICTORIA.....	5
TABLE 3: MAIN LANGUAGE SPOKEN FOR PEOPLE WHO ARRIVED IN THE THIRD QUARTER OF 2024 (VISA SUBCLASS 200, 201, 202, 204) AND RECORDED AS RESIDING IN VICTORIA: TOP 5.....	5
<b>PEOPLE WHO ARRIVED IN AUSTRALIA IN THE PAST YEAR LIVING IN VICTORIA</b> .....	<b>6</b>
TABLE 4: COUNTRY OF BIRTH OF PEOPLE WHO ARRIVED IN THE PAST YEAR (VISA SUBCLASS 200 SERIES AND 866) AND LIVE IN VICTORIA: TOP 15 .....	6
TABLE 5: LOCAL GOVERNMENT AREA RECORDED FOR PEOPLE ARRIVING IN VICTORIA IN THE PAST YEAR (VISA SUBCLASS 200 SERIES AND 866): TOP 15 .....	6
<b>PEOPLE WHO ARRIVED IN AUSTRALIA IN THE PAST 10 YEARS LIVING IN VICTORIA</b> .....	<b>6</b>
TABLE 6: RECORDED GENDER OF PEOPLE WHO ARRIVED IN THE PAST 10 YEARS AND RECORDED AS RESIDING IN VICTORIA .....	7
TABLE 7: TOP 10 LOCAL GOVERNMENT AREAS WHERE PEOPLE ARE RECORDED TO LIVE WHO HAVE ARRIVED IN THE PAST 10 YEARS .....	7
<b>PEOPLE SEEKING ASYLUM</b> .....	<b>8</b>
<b>PEOPLE IN DETENTION</b> .....	<b>8</b>
TABLE 8: PEOPLE IN DETENTION IN VICTORIA AS OF 30 SEPTEMBER 2024.....	8
TABLE 9: PEOPLE UNDER RESIDENCE DETERMINATION IN VICTORIA AS OF 30 SEPTEMBER 2024 .....	8
<b>PEOPLE WHO ARRIVED BY PLANE</b> .....	<b>9</b>
TABLE 10: PROTECTION VISA APPLICATION <b>LODGEMENTS</b> AND <b>PPV GRANTS, AUSTRALIA-WIDE</b> BY FINANCIAL YEAR.....	9
<b>APPEALS HEARD BY THE AAT: PPV APPLICATIONS</b> .....	<b>9</b>
TABLE 11: ACTIVE REFUGEE CASES (NOT YET DECIDED) BY COUNTRY AND VICTORIA REGION AS OF 30 SEPTEMBER 2024: TOP 10 .....	9
TABLE 12: REFUGEE DECISIONS BY COUNTRY AUSTRALIA-WIDE (FINANCIAL YEAR TO 30 SEPTEMBER 2024): TOP 10 .....	9
<b>TEMPORARY PROTECTION VISA AND SAFE HAVEN ENTERPRISE VISA HOLDERS</b> .....	<b>10</b>
<b>RESOLUTION OF STATUS VISA HOLDERS</b> .....	<b>10</b>
TABLE 13: MAIN CITIZENSHIPS: VISA HOLDERS, AUSTRALIA-WIDE.....	11
TABLE 14: NUMBER OF PEOPLE IN THE UMA LEGACY CASELOAD WHO:.....	11
<b>IMPORTANT INFORMATION: CONVERSION OF TPVs/SHEVs TO A PERMANENT VISA</b> .....	<b>11</b>
<b>PEOPLE FLEEING THE CONFLICT IN ISRAEL-GAZA</b> .....	<b>12</b>
<b>CAVEATS TO DATA SOURCES FROM THE SETTLEMENT DATABASE (SDB)</b> .....	<b>13</b>

## Guide to visa subclasses

The following report provides data and reference to people who have settled in Victoria on the following visa subclasses:



Visa Subclass Information <sup>1</sup>		
Visa subclass number	Visa name	Details
050	Bridging Visa E	for people to stay lawfully in Australia while they make arrangements to leave or they are waiting for an immigration decision or finalisation
051		for people to stay in Australia while their protection visa application is being processed
200	Refugee	for people who the United Nations High Commissioner for Refugees (UNHCR) has referred to Australia for assistance
201	In-Country Special Humanitarian	for people who are still living in their country and have been unable to leave
202	Global Special Humanitarian	for people who are outside Australia (offshore), living outside of their home country, subject to substantial discrimination in their home country amounting to a gross violation of their human rights, and proposed by an Australian citizen or Permanent resident, an Eligible New Zealand citizen, or an organisation based in Australia.
203	Emergency Rescue	gives priority processing for people who are in immediate danger
204	Woman at Risk	for women who do not have the protection of a partner or a relative and are in danger of victimisation
449	Temporary Humanitarian Stay	for people who are forced to flee their home country or are likely to be displaced. These visas are only granted at invitation from the Federal Minister for Immigration.
785	Temporary Protection (TPV)	for people who arrived in Australia without a visa or were not immigration cleared on arrival and want to seek asylum. Provides stay for up to three years.
786	Temporary Humanitarian Concern	available for Ukrainian temporary visa holders in Australia and those who were arriving to stay in Australia for a more extended period of time for humanitarian reasons with access to government services such as Centrelink as well as work and study rights. <small>*Updated: 1 Nov 2024 – Available visa pathway for Palestinian and Israeli nationals in Australia as part of two-step process with subclass 449<sup>2</sup></small>
790	Safe Haven Enterprise (SHEV)	for people who arrived in Australia without a valid visa or were not immigration cleared on arrival and want to seek asylum. Provides stay for up to five years with access to government services such as Centrelink as well as work and study rights.
851	Resolution of Status (RoS)	for the permanent resolution of status for certain visa holders, including TPV and SHEV holders who arrived in Australia before 14 February 2023 and are not subject to an application bar (46a bar for Unauthorised Maritime Arrivals). The RoS visa allows the person to live, work and study in Australia permanently. <small>*Updated: October 2024 - Department of Home Affairs have offered a Resolution of Status (subclass 851) pathway to Ukrainian nationals currently on a Temporary Humanitarian Stay (subclass 786) visa, on a case-by-case basis<sup>3</sup>.</small>
866	Protection	for people who arrived in Australia on a valid visa and want to seek asylum

<sup>1</sup> <https://immi.homeaffairs.gov.au/what-we-do/refugee-and-humanitarian-program>

<sup>2</sup>  [Hamas-Israel Conflict: Temporary Humanitarian Stay pathway for Palestinian and Israeli nationals in Australia](#)

<sup>3</sup> Department of Home Affairs, November 2024 at <https://www.homeaffairs.gov.au/help-and-support/ukraine-visa-support/offer-of-resolution-status-visa-case-by-case-basis-ukrainian-786-temp-humanitarian-concern-visa-holders>

# Humanitarian settlement data for Victoria

The following report provides data on people from refugee backgrounds, including people seeking asylum settling in Victoria.



## Australian Government Refugee and Humanitarian Program statistics

This population group includes people who have received refugee and humanitarian visas prior to travelling to Australia (subclasses 200, 201, 202, 203 & 204).

### People who arrived in Australia in the third quarter of 2024 living in Victoria<sup>4</sup>

The following data is about Refugee and Humanitarian Program entrants who have arrived in Australia between 01/07/2024 and 30/09/2024 and are currently recorded as residing in Victoria as at 04/10/2024.

Note that any cells that contain less than five have been suppressed (<5). Values that have not been provided and cannot be calculated are given as 'n.p.' (not provided). For the full data set, please contact our team at Victorian Refugee Health Network ([refugeehealth@foundationhouse.org.au](mailto:refugeehealth@foundationhouse.org.au)). Please note that this data set from DHA includes those who have received refugee and humanitarian visas prior to travelling to Australia (subclasses 200, 201, 202, 203 & 204) or have received a permanent protection visa (subclass 866) after arrival in Australia. This data does not include people who currently reside in Victoria who are on a temporary protection visa (449, 786, 790, 785), bridging visas or without a valid visa.

**A total of 1,561 people arrived in the third quarter of 2024 as a refugee or humanitarian entrant (visa subclass 200, 201, 202, 204) and were recorded as residing in Victoria.**

Table 1: Local Government Areas of people who arrived in the third quarter of 2024 (visa subclass 200, 201, 202, 204): Top 10

Local Government Area	Visa Numbers			
	200	201	202	204
Greater Dandenong	208	50	43	<5
Casey	52	63	118	14
Hume	165	7	47	10
Wyndham	152	<5	42	27
Maribyrnong	47	0	14	13
Brimbank	39	0	20	0
Greater Shepparton	51	0	0	0
Not Recorded	<10	7	31	<5
Darebin	37	0	8	0
Greater Geelong	36	0	<5	0
<b>Grand Total of all arrivals</b>	<b>1,561 people</b>			

Table 3: Main language spoken for people who arrived in the third quarter of 2024 (visa subclass 200, 201, 202, 204) and recorded as residing in Victoria: Top 5

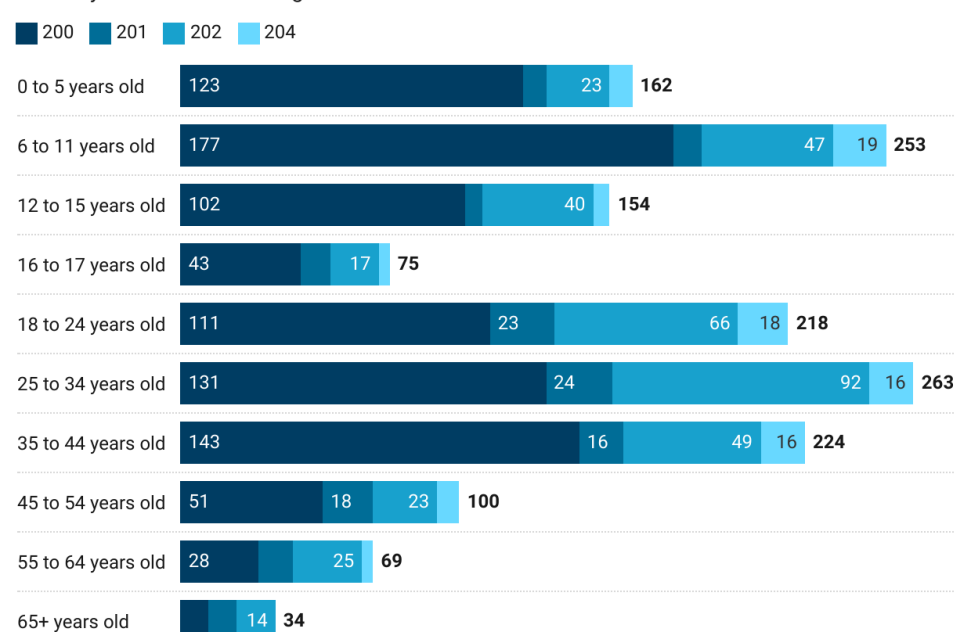
Main Language Spoken	Visa Numbers			
	200	201	202	204
Dari	240	71	120	20
Arabic	159	0	45	8
Pashto	113	28	36	8
Farsi (Afghan)	68	<5	8	<5
Swahili	43	0	21	15
<b>Grand total of all arrivals</b>	<b>1,561 people</b>			

Table 2: Recorded gender of people who arrived in the third quarter of 2024 (visa subclass 200, 201, 202, 204) and recorded as residing in Victoria

Gender	Visa Numbers			
	200	201	202	204
Female	467	69	200	64
Male	458	67	208	28
<b>Total</b>	<b>925</b>	<b>136</b>	<b>408</b>	<b>92</b>
<b>Grand total of all arrivals</b>	<b>1,561 people</b>			

### Number of people who arrived in Australia in the third quarter of 2024 and currently reside in Victoria according to age group.

Visa subclasses (200 series) with a Date of Arrival between 01/07/2024 and 30/09/2024 and are currently recorded as residing in Victoria as at 04/10/2024



\* These figures are approximations as any cells that have been suppressed were changed to a numerical value to present data in this map.

Chart: Victorian Refugee Health Network • Source: Department of Home Affairs Settlement Database • Created with Datawrapper

Interactive Map available at: <https://www.datawrapper.de/ /3rbsn/>

**In the third quarter of 2024, approximately 72.1% of refugee or humanitarian entrants (visa subclass 200 series) who settled in Victoria were under 35 years of age.**

<sup>4</sup> Settlement Database, Australian Government Department of Home Affairs: [settlement.data.request@homeaffairs.gov.au](mailto:settlement.data.request@homeaffairs.gov.au)

## People who arrived in Australia in the past year living in Victoria<sup>5</sup>

The following data is about Refugee and Humanitarian Program entrants who have arrived in Australia between 01/10/2023 and 30/09/2024 and are currently recorded as residing in Victoria as at 04/10/2024.



There are 6,772 people on Visa subclass 200, 201, 202, 204, 866 who arrived in the past year and recorded as residing in Victoria.

Table 4: Country of birth of people who arrived in the past year (visa subclass 200 series and 866) and live in Victoria: Top 15

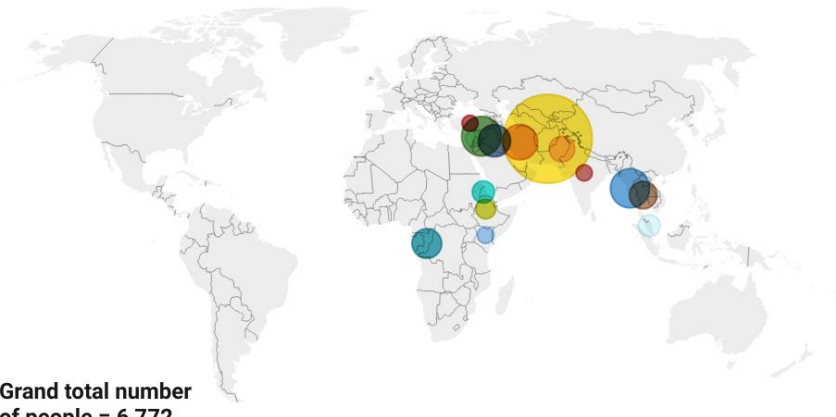
Country of Birth	Visa Numbers					
	200	201	202	203	204	866
Afghanistan	1,089	519	1,320	0	189	<5
Syrian Arab Republic	347	0	183	0	26	<5
Myanmar	128	0	397	0	10	8
Iraq	35	6	308	0	<5	0
Iran	228	<5	52	0	49	<5
Congo, Dem Republic of The	149	0	87	0	54	0
Thailand	30	0	218	0	0	0
Pakistan	127	<5	67	0	7	5
Eritrea	28	0	110	0	10	0
Malaysia	67	0	75	0	0	0
Ethiopia	42	<5	52	0	17	0
Lebanon	75	0	7	0	0	0
Kenya	62	0	7	0	7	0
India	40	0	28	0	<5	0
Turkey	51	0	14	0	<5	0
<b>Grand Total of all recorded countries of birth</b>	<b>2,741</b>	<b>534</b>	<b>3,009</b>	<b>11</b>	<b>442</b>	<b>35</b>
	<b>6,772 people</b>					

## Country of Birth (Top 15) Humanitarian Settlers who reside in Victoria and arrived in the past year

People on Refugee Category Visas (200 series & 866) with a date of arrival between 01/10/2023 and 30/09/2024 and are currently recorded as residing in Victoria as at 04/10/2024

Country of birth:

- AFGHANISTAN
- CONGO, DEM REPUBLIC OF THE
- ERITREA
- ETHIOPIA
- INDIA
- IRAN
- IRAQ
- KENYA
- LEBANON
- MALAYSIA
- MYANMAR
- PAKISTAN
- SYRIAN ARAB REPUBLIC
- THAILAND
- TURKEY



Grand total number of people = 6,772

\* These figures are approximations as any cells that have been suppressed (<5) were changed to a numerical value to present data in this map.

Map: Victorian Refugee Health Network • Source: Department of Home Affairs- Settlement Data • Created with Datawrapper

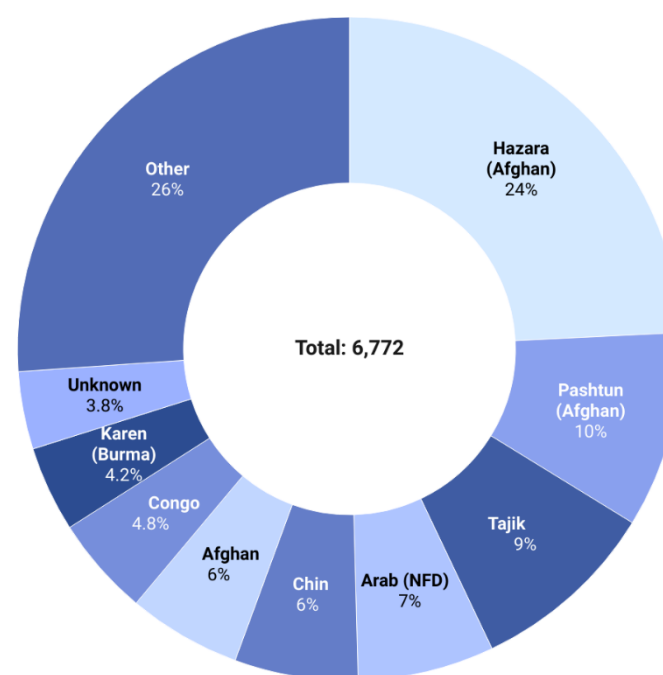
Interactive Map available at: [https://www.datawrapper.de/\\_/Vvg9i/](https://www.datawrapper.de/_/Vvg9i/)

Table 5: Local Government Area recorded for people arriving in Victoria in the past year (visa subclass 200 series and 866): Top 15

Local Government Area	Visa numbers					
	200	201	202	203	204	866
Casey	336	226	866	0	104	6
Greater Dandenong	501	161	333	<5	48	<5
Wyndham	381	18	420	6	77	<5
Hume	326	13	447	0	31	<5
Greater Shepparton	188	0	55	0	20	<5
Whittlesea	133	<5	103	0	15	<5
Greater Geelong	119	0	99	0	8	0
Brimbank	112	5	83	<5	<5	<5
Darebin	119	9	15	0	17	0
Melton	36	6	88	0	14	<5
Wodonga	83	0	37	0	16	0
Maribyrnong	74	10	22	0	14	0
Maroondah	40	0	62	0	5	0
Not Recorded	16	21	66	0	<5	0
Moreland	50	16	8	0	20	0
<b>Grand Total of all recorded LGA's</b>	<b>2,741</b>	<b>534</b>	<b>3,009</b>	<b>11</b>	<b>442</b>	<b>35</b>
	<b>6,772 people</b>					

## Ethnicity recorded for those who arrived in the past year

People on Visa subclass (200 series & 866) who arrived in Australia between 01/10/2023 and 30/09/2024 and are currently recorded as residing in Victoria as at 04/10/2024



\* These figures are approximations as any cells that have been suppressed (<5) were changed to a numerical value to present data in this map.

Chart: Victorian Refugee Health Network • Source: Settlement Data Request- Department of Home Affairs • Created with Datawrapper

Interactive Map available at: [https://www.datawrapper.de/\\_/cuPvO/](https://www.datawrapper.de/_/cuPvO/)

Note that any cells that contain less than five have been suppressed (<5). Values that have not been provided and cannot be calculated are given as 'n.p.' (not provided). For the full data set, please contact our team at Victorian Refugee Health Network ([refugeehealth@foundationhouse.org.au](mailto:refugeehealth@foundationhouse.org.au)). Please note that this data set from DHA includes those who have received refugee and humanitarian visas prior to travelling to Australia (subclasses 200, 201, 202, 203 & 204) or have received a permanent protection visa (subclass 866) after arrival in Australia. This data does not include people who currently reside in Victoria who are on a temporary protection visa (449, 786, 790, 785), bridging visas or without a valid visa.

<sup>5</sup> Settlement Database, Australian Government Department of Home Affairs: [settlement.data.request@homeaffairs.gov.au](mailto:settlement.data.request@homeaffairs.gov.au)

# People who arrived in Australia in the past 10 years living in Victoria<sup>6</sup>

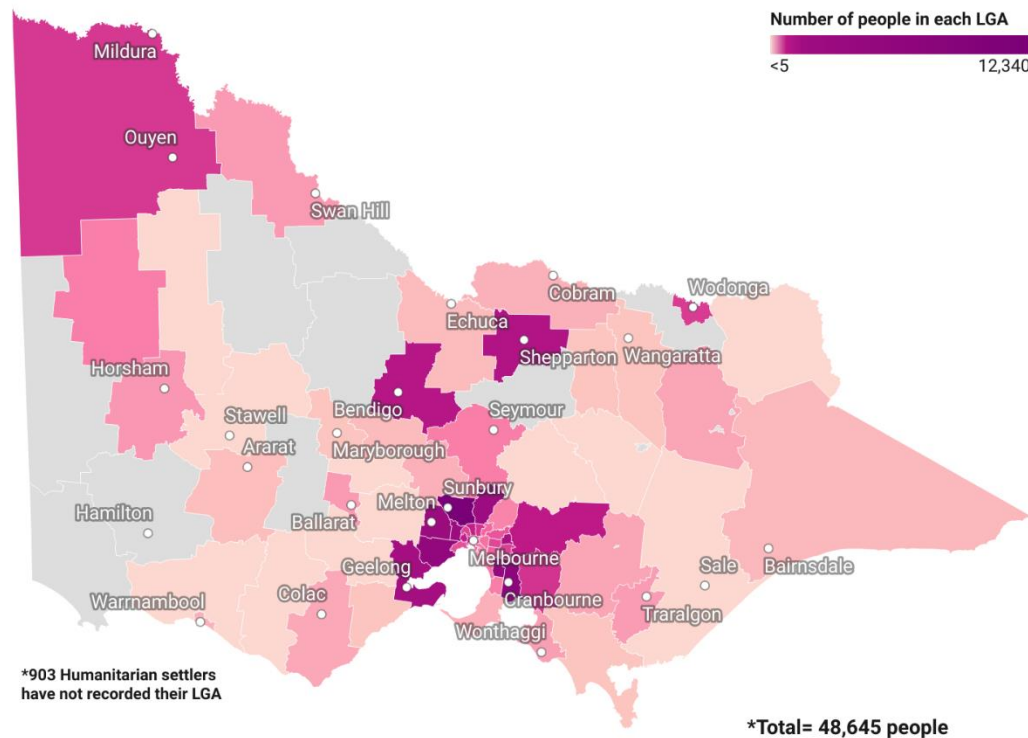


The following data is about Refugee and Humanitarian Program entrants who have arrived in Australia between 01/10/2014 and 30/09/2024 and are currently recorded as residing in Victoria as at 04/10/2024.

As of 4th Oct 2024, there are approximately 48,645 people who were granted a permanent protection visa (i.e. subclass 200 series, 866) in the past 10 years and are now recorded as residing in Victoria.

## Humanitarian settlers in Victorian Local Government Areas over the last 10 years

Humanitarian settlers (200 visa series and 866) with a Date of Arrival between 01/10/2014 and 30/09/2024 and are currently recorded as residing in Victoria as at 04/10/2024.



\* These figures are approximations as any cells that have been suppressed were changed to a numerical value to present data in this map.

Map: Victorian Refugee Health Network • Source: Australian Government- Settlement Database • Map data: ABS • Created with Datawrapper

Interactive Map available at: [https://www.datawrapper.de/\\_/rUAip/?v=2](https://www.datawrapper.de/_/rUAip/?v=2)

This chart on the right shows the main language spoken for those who arrived to Australia in the past 10 years and currently reside in Victoria. The top languages are Arabic, Dari, Hazaragi, Burmese, Karen, Assyrian, and Swahili. With a high number of people settling in Victoria, it is important that the number of interpreters are also increasing to meet the needs of the local population.

Table 6: Recorded gender of people who arrived in the past 10 years and recorded as residing in Victoria

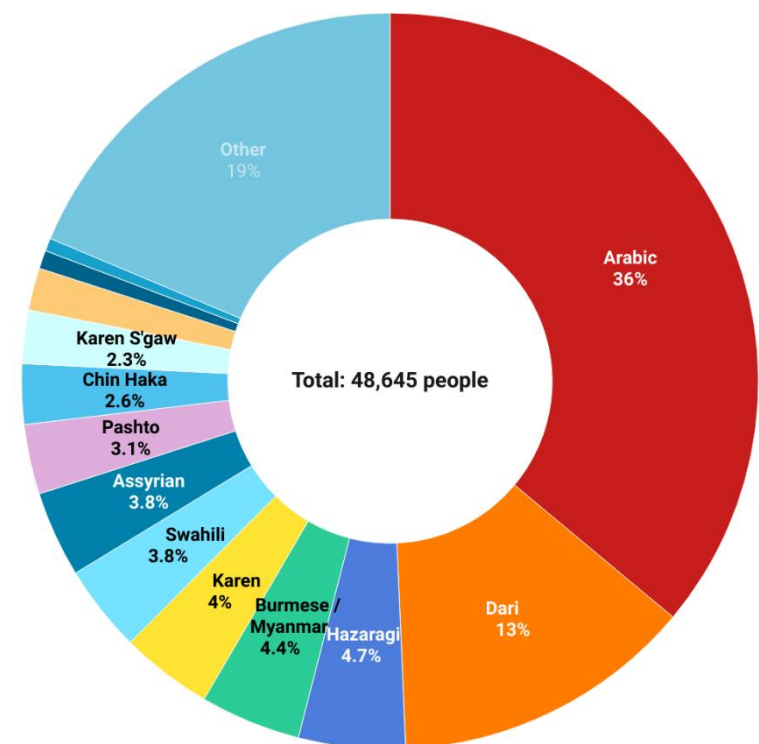
Gender	200	201	202	203	204	866
Female	8,076	809	11,413	113	2,067	2,279
Male	8,442	840	11,337	108	786	2,373
Not Recorded	0	0	0	0	0	<5
Indeterminate	0	0	0	0	<5	0
<b>Grand Total</b>	<b>16,518</b>	<b>1,649</b>	<b>22,750</b>	<b>221</b>	<b>2,854</b>	<b>4,653</b>

Table 7: Top 10 Local Government Areas where people are recorded to live who have arrived in the past 10 years

Local Government Area	Visa number					
	200	201	202	203	204	866
Hume	3,862	39	7,751	13	304	371
Casey	2,319	679	2,631	0	504	419
Wyndham	1,755	64	2,133	147	379	573
Greater Dandenong	1,378	529	1,266	18	380	494
Melton	1,045	20	1,484	6	117	174
Whittlesea	871	73	1,040	0	84	259
Brimbank	678	17	1,068	12	128	231
Greater Geelong	683	<5	487	0	216	29
Maroondah	315	<5	822	7	24	88
Greater Shepparton	717	0	134	0	104	118
<b>Grand Total of all LGA's</b>	<b>16,518</b>	<b>1,649</b>	<b>22,750</b>	<b>221</b>	<b>2,854</b>	<b>4,653</b>
<b>48,645 people</b>						

## Main Language Spoken for those who arrived in the past 10 years: Top 30

People on Visa subclass (200 series, 866) who arrived in Australia between 01/10/2014 and 30/09/2024, and are currently recorded as residing in Victoria as at 04/10/2024



\* These figures are approximations as any cells that have been suppressed (<5) were changed to a numerical value (3) to present data in this map.

Chart: Victorian Refugee Health Network • Source: Settlement Data Request- Department of Home Affairs • Created with Datawrapper

Interactive Map available at: [https://www.datawrapper.de/\\_/vj8AA/](https://www.datawrapper.de/_/vj8AA/)

Note that any cells that contain less than five have been suppressed (<5). Values that have not been provided and cannot be calculated are given as 'n.p.' (not provided). For the full data set, please contact our team at Victorian Refugee Health Network ([refugeehealth@foundationhouse.org.au](mailto:refugeehealth@foundationhouse.org.au)). Please note that this data set from DHA includes those who have received refugee and humanitarian visas prior to travelling to Australia (subclasses 200, 201, 202, 203 & 204) or have received a permanent protection visa (subclass 866) after arrival in Australia. This data does not include people who currently reside in Victoria who are on a temporary protection visa (449, 786, 790, 785), bridging visas or without a valid visa.

<sup>6</sup> Settlement Database, Australian Government Department of Home Affairs: [settlement.data.request@homeaffairs.gov.au](mailto:settlement.data.request@homeaffairs.gov.au)

## People Seeking Asylum

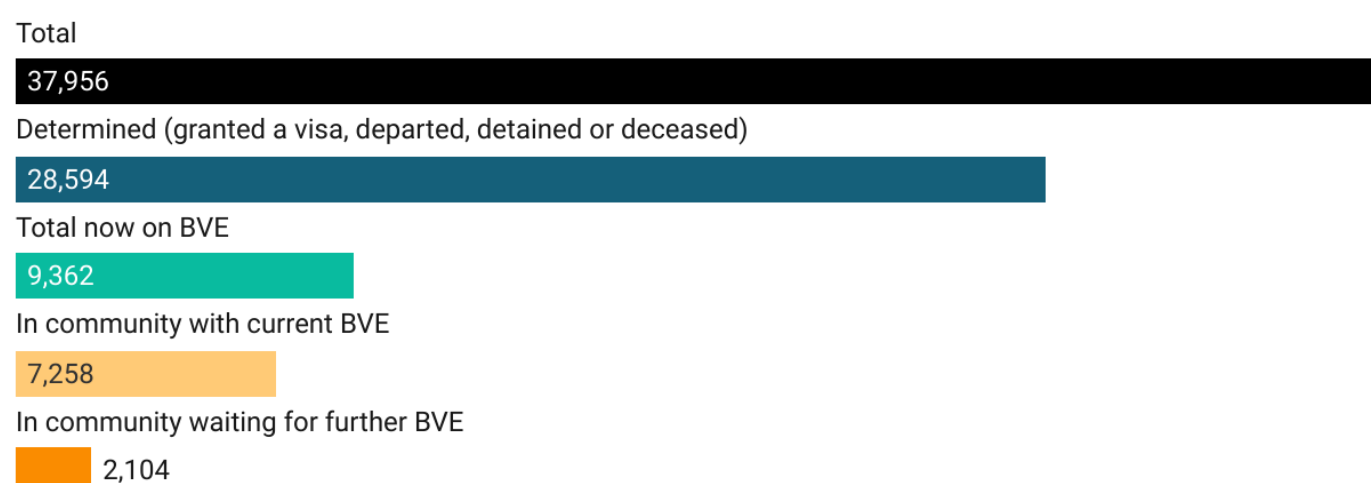


The date a person arrived, their mode of arrival and if they had valid entry documents determine if they are detained, how they will have their asylum application processed, what means of appeal they will have and whether they may apply for permanent or temporary protection. People often experience a long wait to hear the outcome of their application. You may read more about asylum application pathways [here](#). Depending on the year a person arrived, many people seeking asylum by boat have been living in the community on a visa called a bridging visa E (BVE).

**As of 30 September 2024, there is a total of 37,956 people who arrived by boat who were granted a bridging visa E. There are 4,036 people who are living in Victoria who are holding a bridging visa E.<sup>7</sup>**

### How many people are on bridging visas E?

As at 30 September 2024



*Total does not equal total on BVE and determined, as in original.*

Chart: Refugee Council of Australia • Source: Department of Home Affairs, Unauthorised Maritime Arrivals on Bridging E visa • Created with Datawrapper

Interactive Map of 'How many people are on bridging visas E?' available at: [https://www.datawrapper.de/\\_sKjG7/](https://www.datawrapper.de/_sKjG7/)

“Bridging visas may expire while a person is waiting for a grant of another bridging visa. People in the community who are waiting for the grant of further Bridging Visa E do not have rights to work, study or access Medicare, because they do not hold a valid visa. This often happens because of delays in renewing a visa. In some cases, their visas can only be renewed after the Minister personally allows for the grant of a further visa.”<sup>8</sup>

### People in detention<sup>9</sup>

The following data is about people in immigration detention and under residence determination (formerly community detention) as of 30 September 2024. Values that have not been provided and cannot be calculated are given as ‘N.P.’ (not provided). As of 30 September 2024, the average period of time for people held in detention facilities (including people detained due to S501 visa cancellations and other reasons) in Australia was recorded **as 513 days**.

As of 30 September 2024, there were **984 people** in Immigration Detention Centres (IDCs) and Alternative Places of Detention (APODs) across Australia. Of these 984 people, 32.8 per cent had been detained for 91 days or less and 63.2 per cent had been detained for 365 days or less<sup>10</sup>.

Table 8: People in detention in Victoria as of 30 September 2024

Place of immigration detention	Number of people held in immigration detention
Melbourne Immigration Detention Centres	170
Alternative Places of Detention (APODs)	13
<b>Total</b>	<b>183</b>

Table 9: People under residence determination in Victoria as of 30 September 2024

	Men	Women	Children	Total
Number of people in Victoria	53	34	24	<b>111</b> (54.1 percent of national total)
<b>National Total</b>	<b>205</b>			

<sup>7</sup> 'How many people are on bridging visas E?' <https://www.refugeecouncil.org.au/asylum-community/6/>

<sup>8</sup> Ibid.

<sup>9</sup> Immigration Detention and Community Statistics Summary: <https://www.homeaffairs.gov.au/research-and-statistics/statistics/visa-statistics/live/immigration-detention>

<sup>10</sup> 'Time In Immigration Detention Facilities': <https://www.homeaffairs.gov.au/research-and-statistics/statistics/visa-statistics/live/immigration-detention> (pg. 12)

## People who arrived by plane



There is little data available about people who arrive by plane and apply for protection. The number of people living in the community who sought asylum after arriving by plane with a valid visa (i.e., tourist, student visa etc), and who are now waiting for their protection claims to be assessed is unknown. Some national data is available about new lodgements, see below. Data collected from the monthly Departmental updates<sup>11</sup> on the processing of onshore protection claims for the financial year 2023-2024 show there has been **25,210 protection visa lodgements** made onshore during this period. From July to September 2024, there have been a reported **6,493 protection visa lodgements** made onshore during this period. Monthly data also shows the number of individuals who have been granted a Final Protection Visa and the grant rate.

Table 10: Protection visa application lodgements and PPV grants, Australia-wide by financial year

Component	2016-17	2017-18	2018-19	2019-20	2020-2021	2021-22	2022-2023	2023-2024	2024-2025*
Permanent Protection Visa (PPV) lodgement	18,290	27,931	24,566	23,266	11,684	10,564	18,738	25,210	6,493
PPV grants	1,711	1,425	1,650	1,650	1,389	1,762	2,000	3,250	918

\*2024-2025 Financial Year figures to date (July to September 2024)

## Appeals heard by the AAT: PPV applications<sup>12</sup>

Most people that apply for a PPV arrived by plane, however a very small number of people who arrived by boat were able to apply for a PPV and have their appeal heard by the AAT. Those who do not have a visa granted at primary stage may have their application reviewed. People seeking asylum who are eligible for a Permanent Protection Visa (PPV) have their appeals heard through the Administrative Appeals Tribunal (AAT) Migration and Refugee Division. The AAT reported 50% of cases are finalised within 1,776 days from lodgement to finalisation of applications made under Protection Case Categories between 1<sup>st</sup> April 2024 and 30<sup>th</sup> September 2024, 95% of lodgements were finalised within 2,249 days<sup>13</sup> which is a decrease of 27 days since this was last recorded in June 2024.

The data below is from the Administrative Appeals Tribunal Migration and Refugee Division Caseload Report for financial year 2024/2025 (up until 30 September 2024) and does not take into account people who received a PPV at the primary decision.

Table 11: Active Refugee cases (not yet decided) by country and Victoria region as of 30 September 2024:

Country	Number
Malaysia	5,340
Vietnam	3,235
China	2,244
India	1,058
Indonesia	1,033
Thailand	906
East Timor	518
Philippines	408
Pakistan	273
Cambodia	271
<b>Grand total in Victoria</b>	<b>17,140 people</b>

Table 12: Refugee decisions by country Australia-wide (Financial year to 30 September 2024): Top 10

Country	Number of decisions		Decisions	Set aside***
	UMA	non-UMA		
Malaysia	0	1,914	1,914	157
China	0	967	967	22
Indonesia	0	183	183	5
Vietnam	20	163	183	22
Thailand	0	116	116	0
India	0	89	89	4
Fiji	0	85	85	13
Taiwan	0	84	84	0
Sri Lanka	14	43	57	31
Papua New Guinea	0	47	47	23
<b>Grand total of all decisions by country</b>	<b>60</b>	<b>4,148</b>	<b>4,208</b>	<b>400</b>

\*\*\*set aside means the primary decision has been overturned

<sup>11</sup> Monthly Update: Onshore Protection (Subclass 866) Visa Processing – June 2024 to September 2024 at <https://www.homeaffairs.gov.au/research-and-statistics/statistics/visa-statistics/live/humanitarian-program>

<sup>12</sup> Administrative Appeals Tribunal Migration and Refugee Division Caseload Report Financial year to 31 May 2024: <https://www.aat.gov.au/AAT/media/AAT/Files/Statistics/MRD-detailed-caseload-statistics-2023-24.pdf>

<sup>13</sup> 'Migration and Refugee Division processing times' at <https://www.aat.gov.au/resources/migration-and-refugee-division-processing-times>



## Unauthorised Maritime Arrival (UMA) Legacy Caseload



According to the department, an Unauthorised Maritime Arrival (UMA) is a person who entered Australia by sea without authority and became an unlawful non-citizen upon entry. All babies born to UMA parents are also classified as UMAs.

The two main groups in the 'Legacy Caseload' included:

- people who came by boat before 13 August 2012, but whose applications for a protection visa (the visa given to refugees who apply in Australia) had not been finalised by 18 September 2013, when the Liberal and Nationals came into power.
- people who came by boat on or after 13 August 2012, whose visa applications were processed in Australia (and not in Papua New Guinea or Nauru)<sup>14</sup>.

## UMA Legacy Caseload

### Temporary Protection Visa and Safe Haven Enterprise Visa Holders

People seeking asylum who arrived by boat without a valid visa, until recently, have only been allowed to apply for Temporary Protection Visa (subclass 785) (TPV) or a Safe Haven Enterprise Visa (subclass 790) (SHEV), if the Minister has made a decision that it is in the public interest to lift a legislative bar on making a valid visa application in Australia. Where the Minister lifts the bar, the Department will advise the person who is classified as an UMA that they are eligible to apply for a TPV or a SHEV<sup>15</sup>.

---

As of 30 September 2024, **513 applications are on hand (initial TPV and SHEV) or at merits review for people living in Victoria**,<sup>16</sup>

---

### Resolution of Status Visa Holders

UMAs who applied for or held a TPV or SHEV before 14 February 2023 are eligible to apply for a permanent Resolution of Status (subclass 851) (RoS) visa. Anyone who had a TPV or SHEV application already on-hand with the Department, including subsequent TPV/SHEV applications, did not need to apply for a RoS visa (their application was/will automatically be converted to a RoS visa application). Anyone that enters Australia irregularly on or after 14 February 2023 is not eligible for a RoS visa.

The following data sources for this report are based on a range of departmental systems. As data has been drawn from a dynamic system environment, the information is correct at the time of publication and figures may differ slightly from previous or future reporting. As an end of month report, the data date used is the closest to the end of the calendar month<sup>17</sup>.

As of October 2024, the Department of Home Affairs have offered a Resolution of Status (subclass 851) pathway to Ukrainian nationals currently on a Temporary Humanitarian Stay (subclass 786) visa, on a case-by-case basis<sup>18</sup>.

---

As of 30 September 2024, **19,150 Resolution of Status (RoS) Visas had been granted to people across Australia, 7,631 people were granted to people living in Victoria**.

---

<sup>14</sup> Who was included in the 'Legacy Caseload'? <https://www.refugeecouncil.org.au/fast-tracking-statistics/>

<sup>15</sup> 'UMA Legacy Caseload Report on Status and Processing Outcomes June 2024' on <https://www.homeaffairs.gov.au/research-and-statistics/statistics/visa-statistics/live/humanitarian-program>

<sup>16</sup> Ibid.

<sup>17</sup> Ibid.

<sup>18</sup> Department of Home Affairs, November 2024 at <https://www.homeaffairs.gov.au/help-and-support/ukraine-visa-support/offer-of-resolution-status-visa-case-by-case-basis-ukrainian-786-temp-humanitarian-concern-visa-holders>



Table 13: Main Citizenships: Visa Holders, Australia-wide<sup>19</sup>

Country of Citizenship	TPV/SHEV	RoS Visa
Iran	277	6,594
Afghanistan	507	4,117
Stateless	322	2,121
Sri Lanka	73	2,285
Pakistan	36	1,263
Iraq	82	1,015
Sudan	23	364
Somalia	17	294
Myanmar	35	178
Vietnam	9	198
Other	39	721
<b>Total</b>	<b>1,420</b>	<b>19,150</b>

Table 14: Number of people in the UMA Legacy Caseload who:

- ✓ have submitted a valid visa application that is currently being processed;
- ✓ had their visa application finalised – either granted (including expired or cancelled) or refused; and
- ✓ are considered otherwise resolved (for example, have become Australian citizens or departed Australia).

Processing Stage <sup>20</sup>	TOTAL
Applied for initial TPV and on-hand with the Department	202
Applied for initial SHEV and on-hand with the Department <sup>1</sup>	911
Applied for/converted to RoS visa and on-hand with the Department <sup>1</sup>	1,317
<b>Total applications on hand</b>	<b>2,430</b>
TPV Holder	444
SHEV Holder*	976
RoS visa holder	19,150
<b>Total Visa Holders</b>	<b>20,570*</b>
Refused TPV/SHEV/RoS visa by the Department and at merits review	173
Refused TPV/SHEV/RoS visa and at judicial review	4,435
TPV/SHEV/RoS visa cancelled or expired (onshore)	154
Refused TPV/SHEV/RoS visa no immigration matters ongoing	2,443
<b>Total refused, cancelled, or expired onshore</b>	<b>7,205</b>
Otherwise resolved	3,404
<b>Total</b>	<b>32,292</b>

\* Most RoS visa applicants are also TPV/SHEV holders so are not counted twice in the grand total

## Important Information: Conversion Of TPVs/SHEVs to a Permanent Visa

The Federal Government has announced that from 14 February 2023 people who currently hold, previously held or have applied for a Temporary Protection Visa (TPV) or Safe Haven Enterprise Visa (SHEV) may be eligible for a permanent Resolution of Status Visa (RoS visa). People granted a permanent RoS visa will have the same rights and benefits as all permanent residents, including access to family reunion.

It is essential that people seek legal assistance in relation to their rights to the RoS visa.

**For free legal help in Victoria and South Australia, contact Refugee Legal at:**

- Refugee Legal TPV/SHEV Conversion Hotline - Monday to Friday 9.00am to 5.00pm on (03) 9413 0133
- Email: [RoSVisa@refugeelegal.org.au](mailto:RoSVisa@refugeelegal.org.au)
- Website: [www.refugeelegal.org.au](http://www.refugeelegal.org.au)

For further information on the policy change please refer to the Refugee Council of Australia site at: <https://www.refugeecouncil.org.au/information-about-end-of-tpvs-shevs/>

Translated copies of the information sheet can be found here: <https://refugeelegal.org.au/get-help/tpvs-shevs-conversion-to-a-permanent-visa/>

### Who is the legal service provider in your state or territory?

Service Provider	State	Website
Refugee Legal	VIC	<a href="http://www.refugeelegal.org.au">www.refugeelegal.org.au</a>
Refugee and Casework Support (RACS)	NSW	<a href="http://www.racs.org.au">www.racs.org.au</a>
Immigration Advice and Rights Centre (IARC)- cases referred by RACS NSW	NSW	<a href="http://www.iarc.org.au">www.iarc.org.au</a>
Legal Aid	ACT	<a href="http://www.legalaidact.org.au">www.legalaidact.org.au</a>
Refugee and Immigration Legal Service (RAILS)	QLD	<a href="http://www.rails.org.au">www.rails.org.au</a>
Circle Green	WA	<a href="http://www.circlegreen.org.au">www.circlegreen.org.au</a>
Legal Services Commission	SA	<a href="http://www.lsc.sa.gov.au">www.lsc.sa.gov.au</a>
Tasmanian Refugee Legal Service	TAS	<a href="http://www.trls.org.au">www.trls.org.au</a>
Legal Aid	NT	<a href="http://www.legalaid.nt.au">www.legalaid.nt.au</a>

Source: Department of Home Affairs

<sup>19</sup> Ibid

<sup>20</sup> Ibid.

---

## People Fleeing the Conflict in Israel-Gaza<sup>21</sup>



There are currently several hundred people who have recently left Israel or Gaza in recent months fleeing the ongoing conflict. Most of these people have travelled to Australia on Visitor Visas and other short-term visas. Visitor visas are not designed to support people fleeing conflict as eligibility to work rights, access to Medicare, access to income support or study rights is limited.

Data obtained from the Department of Home Affairs indicate that from 1 October 2023 to 30 September 2024:

**1,346 people have arrived in Australia from Palestine** on a Visitor visa (subclass 600)

**487\* people have arrived in Victoria from Palestine** on a Visitor visa (subclass 600)

\*Estimated total as some figures have been suppressed for privacy.

This data has been obtained from the Department of Home Affairs to support current initiatives undertaken by the Victorian Refugee Health Network to facilitate health service and coordination.

Please contact the Victorian Refugee Health Network ([refugeehealth@foundationhouse.org.au](mailto:refugeehealth@foundationhouse.org.au)) if you are interested in requesting data and statistics for other population groups impacted by global humanitarian events.

---

<sup>21</sup> RCOA (2024) 'Support for People Fleeing the Conflict in Israel-Gaza' <https://www.refugeecouncil.org.au/support-israel-gaza-conflict/>  
Page | 12

# Caveats to data sources from the Settlement Database (SDB)<sup>22</sup>



The Refugee Health Network obtains the data for this report from the DHA Settlement unit. Please see below an outline of the caveats provided by the DHA on the settlement data provided.

- The data in your reports are sourced from the Settlement Database (SDB). There are limitations in the data capture and the actual data.
- Where applicable, with regards to Immigration data - as per current privacy guidelines, the Department's policy is to mask numbers which are less than five as <5 and/or if there is only one '<5' in any column, the next lowest value will be masked as less than to its upper limit (ie. if it is 8 then will be masked as '<10' or 88 will be masked as '<90'), noting we are reviewing the confidentiality method for the future.
- The Department of Home Affairs must be consulted regarding any requests to use the data for purposes not originally intended or discussed.

## Data Capture

SDB collects data concerning settlers who have been granted a permanent (or provisional) visa.

SDB data is compiled from a number of sources including Department of Home Affairs, other Commonwealth agencies and service providers.

## Data Limitations

The Settlement Database has not been adjusted to reflect settlers who:

- are deceased.
- have permanently departed Australia.
- have had their visas cancelled.

The settlement Database includes:

- some duplicate settler records.
- the number of settlers who are currently recorded as residing in a particular location. It cannot provide information on settlement patterns or trends.
- many data items that are not mandatory.
- only the settler's latest known residential (or intended residential) address. Address information is only updated if the Department is notified. Some settlers have no address details recorded.
- only the latest permanent (or provisional) visa for a settler.

The Settlement Database location data is based on the 2011 Australian Standard Geographic Classification (ASGC).

## Reporting Limitations

- Reports including numbers of settlers in specified locations may be inaccurate due to limitations in address data.
- Settlers with an existing permanent (or provisional) visa may appear in different reporting categories over time if they are granted a subsequent permanent (or provisional) visa.
- Data suppression rules have been applied for client confidentiality.
- Reports including 'not stated', 'invalid' or 'not recorded' labels indicate that the data is unavailable.

## Settlement Date

Settlement Date uses a combination of either arrival date or grant date depending on where the settler was when their current SDB visa was granted.

If a settler was offshore when their current SDB visa was granted then arrival date is used. If a settler was onshore when their current SDB visa was granted then visa grant date is used.

## Report Usage

Please attribute Australian Government as the data source.

*Updated by DHA on 15 August 2019*

<sup>22</sup> For the full data set please contact our team at the Victorian Refugee Health Network ([refugeehealth@foundationhouse.org.au](mailto:refugeehealth@foundationhouse.org.au)).  
Page | 13