



Data Bulletin 2025: Quarter 1

Victorian Refugee Health Network
Data Bulletin: Q1 2025





Table of Contents

DATA BULLETIN 2025	2
GUIDE TO VISA SUBCLASSES.....	4
HUMANITARIAN SETTLEMENT DATA FOR VICTORIA	5
PEOPLE WHO ARRIVED IN AUSTRALIA IN THE FIRST QUARTER OF 2025 LIVING IN VICTORIA	5
TABLE 1: LOCAL GOVERNMENT AREAS OF PEOPLE WHO ARRIVED IN THE FIRST QUARTER OF 2025 (VISA SUBCLASS 200, 201, 202, 204): TOP 10	5
TABLE 2: RECORDED GENDER OF PEOPLE WHO ARRIVED IN THE FIRST QUARTER OF 2025 (VISA SUBCLASS 200, 201, 202, 204) AND RECORDED AS RESIDING IN VICTORIA	5
TABLE 3: MAIN LANGUAGE SPOKEN FOR PEOPLE WHO ARRIVED IN THE FIRST QUARTER OF 2025 (VISA SUBCLASS 200, 201, 202, 204) AND RECORDED AS RESIDING IN VICTORIA: TOP 5	5
PEOPLE WHO ARRIVED IN AUSTRALIA IN THE PAST YEAR LIVING IN VICTORIA	6
TABLE 4: COUNTRY OF BIRTH OF PEOPLE WHO ARRIVED IN THE PAST YEAR (VISA SUBCLASS 200 SERIES AND 866) AND LIVE IN VICTORIA: TOP 15	6
TABLE 5: LOCAL GOVERNMENT AREA RECORDED FOR PEOPLE ARRIVING IN VICTORIA IN THE PAST YEAR (VISA SUBCLASS 200 SERIES AND 866): TOP 15.....	6
PEOPLE WHO ARRIVED IN AUSTRALIA IN THE PAST 10 YEARS LIVING IN VICTORIA	6
TABLE 6: RECORDED GENDER OF PEOPLE WHO ARRIVED IN THE PAST 10 YEARS AND RECORDED AS RESIDING IN VICTORIA	7
TABLE 7: TOP 10 LOCAL GOVERNMENT AREAS WHERE PEOPLE ARE RECORDED TO LIVE WHO HAVE ARRIVED IN THE PAST 10 YEARS.....	7
PEOPLE SEEKING ASYLUM	8
PEOPLE IN DETENTION	8
TABLE 8: PEOPLE IN DETENTION IN VICTORIA AS OF 31 MARCH 2025	8
TABLE 9: PEOPLE UNDER RESIDENCE DETERMINATION IN VICTORIA AS OF 31 MARCH 2025.....	8
PEOPLE WHO ARRIVED BY PLANE	9
TABLE 10: PROTECTION VISA APPLICATION LODGEMENTS AND PPV GRANTS, AUSTRALIA-WIDE BY FINANCIAL YEAR	9
APPEALS HEARD BY THE AAT: PPV APPLICATIONS	9
TEMPORARY PROTECTION VISA AND SAFE HAVEN ENTERPRISE VISA HOLDERS	10
IMPORTANT INFORMATION: CONVERSION OF TPVs/SHEVs TO A PERMANENT VISA.....	10
RESOLUTION OF STATUS VISA HOLDERS.....	11
TABLE 11: MAIN CITIZENSHIPS: VISA HOLDERS, AUSTRALIA-WIDE	11
TABLE 12: NUMBER OF PEOPLE IN THE UMA LEGACY CASELOAD.....	11
PEOPLE FLEEING THE CONFLICT IN ISRAEL-GAZA	11
CAVEATS TO DATA SOURCES FROM THE SETTLEMENT DATABASE (SDB)	12

Suggested citation: Victorian Refugee Health Network. (2025). *Settlement Data Bulletin: Quarter 1*. https://refugeehealthnetwork.org.au/resources-referrals-2/?_sft_tool_for_clinician=settlement-data

Guide to visa subclasses

The following report provides data and reference to people who have settled in Victoria on the following visa subclasses:



Visa Subclass Information ¹		
Visa subclass number	Visa name	Details
050	Bridging Visa E	for people to stay lawfully in Australia while they make arrangements to leave or they are waiting for an immigration decision or finalisation
051		for people to stay in Australia while their protection visa application is being processed
200	Refugee	for people who the United Nations High Commissioner for Refugees (UNHCR) has referred to Australia for assistance
201	In-Country Special Humanitarian	for people who are still living in their country and have been unable to leave
202	Global Special Humanitarian	for people who are outside Australia (offshore), living outside of their home country, subject to substantial discrimination in their home country amounting to a gross violation of their human rights, and proposed by an Australian citizen or Permanent resident, an Eligible New Zealand citizen, or an organisation based in Australia.
203	Emergency Rescue	gives priority processing for people who are in immediate danger
204	Woman at Risk	for women who do not have the protection of a partner or a relative and are in danger of victimisation
449	Temporary Humanitarian Stay	for people who are forced to flee their home country or are likely to be displaced. These visas are only granted at invitation from the Federal Minister for Immigration. <i>*Updated: 1 Nov 2024 – Available visa pathway for Palestinian and Israeli nationals in Australia as part of two-step process with subclass 449²</i>
785	Temporary Protection (TPV)	for people who arrived in Australia without a visa or were not immigration cleared on arrival and want to seek asylum. Provides stay for up to three years.
786	Temporary Humanitarian Concern	available for Ukrainian temporary visa holders in Australia and those who were arriving to stay in Australia for a more extended period of time for humanitarian reasons with access to government services such as Centrelink as well as work and study rights. <i>*Updated: 1 Nov 2024 – Available visa pathway for Palestinian and Israeli nationals in Australia as part of two-step process with subclass 449³</i>
790	Safe Haven Enterprise (SHEV)	for people who arrived in Australia without a valid visa or were not immigration cleared on arrival and want to seek asylum. Provides stay for up to five years with access to government services such as Centrelink as well as work and study rights.
851	Resolution of Status (RoS)	for the permanent resolution of status for certain visa holders, including TPV and SHEV holders who arrived in Australia before 14 February 2023 and are not subject to an application bar (46a bar for Unauthorised Maritime Arrivals). The RoS visa allows the person to live, work and study in Australia permanently. <i>*Updated: October 2024 - Department of Home Affairs have offered a Resolution of Status (subclass 851) pathway to Ukrainian nationals currently on a Temporary Humanitarian Stay (subclass 786) visa, on a case-by-case basis⁴.</i>
866	Protection	for people who arrived in Australia on a valid visa and have sought asylum

¹ <https://immi.homeaffairs.gov.au/what-we-do/refugee-and-humanitarian-program>

² [Hamas-Israel Conflict: Temporary Humanitarian Stay pathway for Palestinian and Israeli nationals in Australia](#)

³ [Hamas-Israel Conflict: Temporary Humanitarian Stay pathway for Palestinian and Israeli nationals in Australia](#)

⁴ Department of Home Affairs, November 2024 at <https://www.homeaffairs.gov.au/help-and-support/ukraine-visa-support/offer-of-resolution-status-visa-case-by-case-basis-ukrainian-786-temp-humanitarian-concern-visa-holders>

Page | 4

Humanitarian settlement data for Victoria

The following report provides data on people from refugee backgrounds, including people seeking asylum settling in Victoria.



Australian Government Refugee and Humanitarian Program statistics

This population group includes people who have received refugee and humanitarian visas prior to travelling to Australia (subclasses 200, 201, 202, 203 & 204). Where indicated, some data sets include people who have received protection visas (subclass 866) after arrival to Australia.

People who arrived in Australia in the first quarter of 2025 living in Victoria⁵

The following data is about Refugee and Humanitarian Program entrants who have arrived in Australia between 01/01/2025 and 31/03/2025 and are currently recorded as residing in Victoria as at 04/04/2025.

A total of **1,724 people arrived in the first quarter of 2025** as a refugee or humanitarian entrant (visa subclass 200, 201, 202, 204) and were recorded as residing in Victoria.

Table 1: Local Government Areas of people who arrived in the first quarter of 2025 (visa subclass 200, 201, 202, 204): Top 10

Local Government Area	Visa Numbers			
	200	201	202	204
Hume	112	0	205	16
Greater Dandenong	174	47	70	0
Casey	87	41	130	7
Not Recorded	6	<5	120	<5
Darebin	95	<5	16	5
Brimbank	32	5	69	0
Wyndham	44	<5	38	<5
Greater Geelong	50	5	10	0
Maribyrnong	34	0	15	7
Whittlesea	17	7	30	<5
Grand Total of all arrivals	1,724 people			

Table 2: Recorded gender of people who arrived in the first quarter of 2025 (visa subclass 200, 201, 202, 204) and recorded as residing in Victoria

Gender	Visa Numbers			
	200	201	202	204
Female	380	66	423	44
Male	354	48	399	10
Total	734	114	822	54
Grand total of all arrivals	1,724 people			

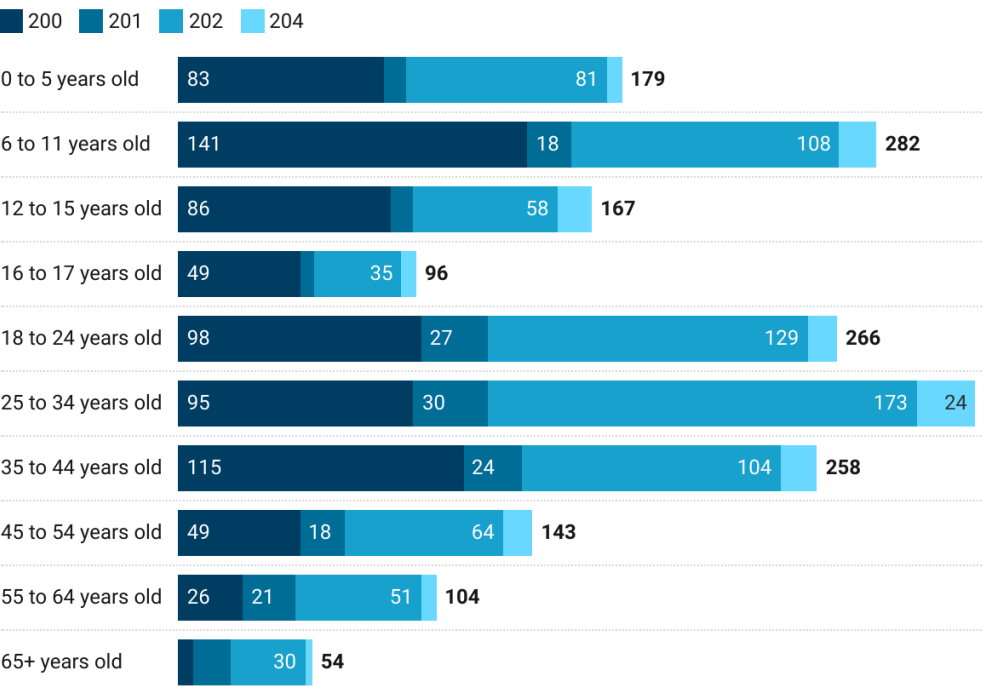
In the first quarter of 2025, approximately 76.1% of refugee or humanitarian entrants (visa subclass 200 series) who settled in Victoria were under 35 years of age.

Table 3: Main language spoken for people who arrived in the first quarter of 2025 (visa subclass 200, 201, 202, 204) and recorded as residing in Victoria: Top 5

Main Language Spoken	Visa Numbers			
	200	201	202	204
Arabic	105	<5	319	17
Dari	220	52	141	15
Pashto	158	28	58	0
Hazaragi	24	<5	83	<5
Farsi (Afghan)	43	<5	<5	<5
Grand total of all arrivals	1,724 people			

Number of people who arrived in Australia in the first quarter of 2025 and currently reside in Victoria according to age group

Visa subclasses (200 series) with a Date of Arrival between 01/01/2025 and 31/03/2025 and are currently recorded as residing in Victoria as at 04/04/2025



* These figures are approximations as any cells that have been suppressed were changed to a numerical value to present data in this map.
Chart: Victorian Refugee Health Network • Source: Department of Home Affairs Settlement Database • Created with Datawrapper

Interactive Map available at: https://www.datawrapper.de/_/BIJid/

Note that any cells that contain less than five have been suppressed (<5). Values that have not been provided and cannot be calculated are given as 'n.p.' (not provided). For the full data set, please contact our team at Victorian Refugee Health Network (refugeehealth@foundationhouse.org.au). Please note that this data set from DHA includes those who have received refugee and humanitarian visas prior to travelling to Australia (subclasses 200, 201, 202, 203 & 204) or have received a permanent protection visa (subclass 866) after arrival in Australia. This data does not include people who currently reside in Victoria who are on a temporary protection visa (449, 786, 790, 785), bridging visas or without a valid visa.

⁵ Settlement Database, Australian Government Department of Home Affairs: settlement.data.request@homeaffairs.gov.au

People who arrived in Australia in the past year living in Victoria⁶

The following data is about Refugee and Humanitarian Program entrants who have arrived in Australia between 01/04/2024 and 31/03/2025 and are currently recorded as residing in Victoria as at 04/04/2025.



A total of **6,580 people** arrived in the past year as a refugee or humanitarian entrant (visa subclass 200, 201, 202, 204, 866) and recorded as residing in Victoria.

Table 4: Country of birth of people who arrived in the past year (visa subclass 200, 201, 202, 204 and 866) and live in Victoria: Top 15

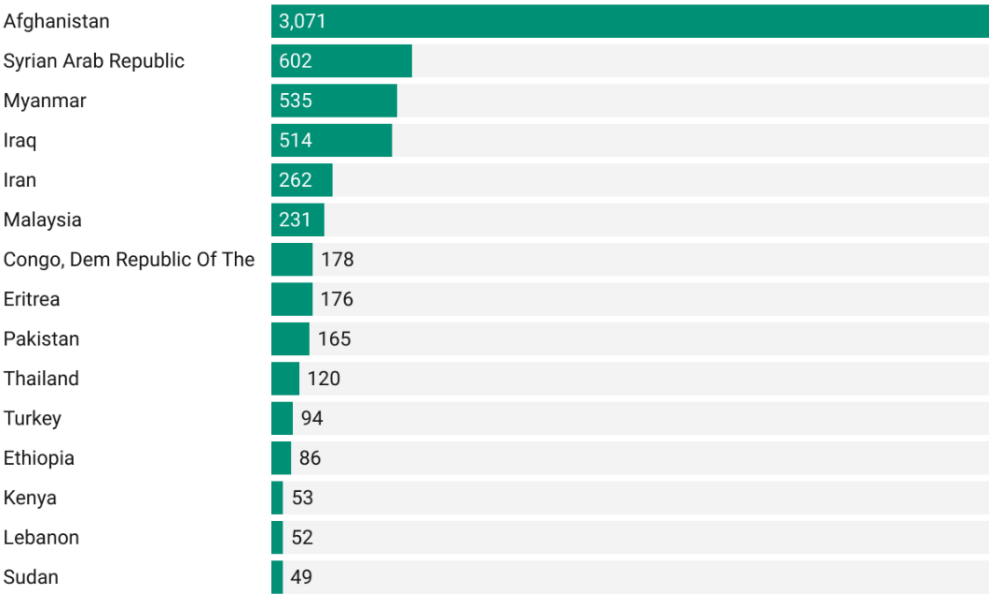
Country of Birth	Visa Numbers				
	200	201	202	204	866
Afghanistan	1,351	559	1,072	89	0
Syrian Arab Republic	365	0	215	22	0
Myanmar	268	0	244	8	15
Iraq	47	<5	461	<5	0
Iran	198	0	49	10	5
Malaysia	152	0	76	<5	0
Congo, Dem Republic Of The	94	0	53	31	0
Eritrea	28	0	132	16	0
Pakistan	120	0	37	5	<5
Thailand	33	0	87	0	0
Turkey	65	0	23	<5	<5
Ethiopia	31	<5	35	17	0
Kenya	45	0	<5	5	0
Lebanon	39	0	10	<5	0
Sudan	29	0	17	<5	0
Grand Total of all recorded countries of birth	3,123	569	2,601	254	33
6,580 people					

Table 5: Local Government Area recorded for people arriving in Victoria in the past year (visa subclass 200, 201, 202, 204 and 866): Top 15

Local Government Area	Visa numbers				
	200	201	202	204	866
Casey	412	228	661	58	11
Greater Dandenong	635	192	252	21	<5
Hume	387	11	518	32	0
Wyndham	425	22	232	49	<5
Whittlesea	144	18	107	<5	0
Brimbank	113	13	129	<5	0
Darebin	177	25	20	6	0
Melton	87	6	105	11	0
Greater Geelong	142	5	42	0	0
Not Recorded	16	14	155	<5	0
Greater Shepparton	140	0	25	<5	0
Maribyrnong	68	<5	34	15	<5
Yarra Ranges	25	0	66	<5	0
Maroondah	56	0	37	0	0
Wodonga	50	0	25	<5	0
Grand Total of all recorded LGA's	3,123	569	2,601	254	33
6,580 people					

Country of Birth (Top 15) Humanitarian Settlers who reside in Victoria and arrived in the past year

People on Refugee Category Visas (200 series & 866) with a date of arrival between 01/04/2024 and 31/03/2025 and are currently recorded as residing in Victoria as at 04/04/2025



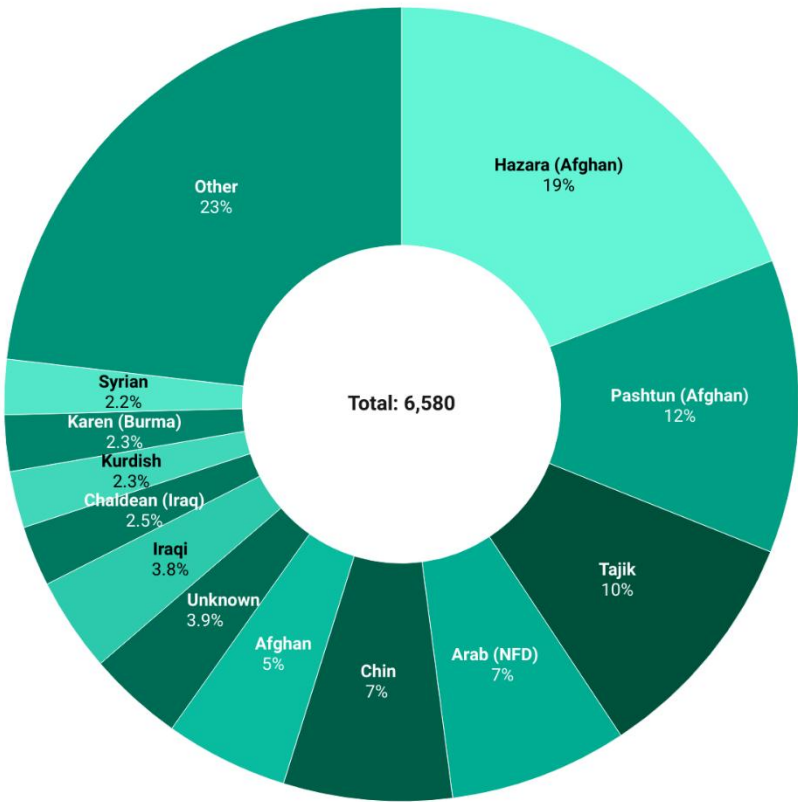
* These figures are approximations as any cells that have been suppressed (<5) were changed to a numerical value to present data in this map.

Chart: Victorian Refugee Health Network • Source: Department of Home Affairs - Settlement Data • Created with Datawrapper

Interactive Map available at: https://www.datawrapper.de/_/s9Lnb/

Ethnicity recorded for those who arrived in the past year

People on Visa subclass (200 series & 866) who arrived in Australia between 01/04/2024 and 31/03/2025 and are currently recorded as residing in Victoria as at 04/04/2025



* These figures are approximations as any cells that have been suppressed (<5) were changed to a numerical value (3) to present data in this map.

Chart: Victorian Refugee Health Network • Source: Settlement Data Request- Department of Home Affairs • Created with Datawrapper

Interactive Map available at: https://www.datawrapper.de/_/Eb60l/?v=3

Note that any cells that contain less than five have been suppressed (<5). Values that have not been provided and cannot be calculated are given as 'n.p.' (not provided). For the full data set, please contact our team at Victorian Refugee Health Network (refugeehealth@foundationhouse.org.au). Please note that this data set from DHA includes those who have received refugee and humanitarian visas prior to travelling to Australia (subclasses 200, 201, 202, 203 & 204) or have received a permanent protection visa (subclass 866) after arrival in Australia. This data does not include people who currently reside in Victoria who are on a temporary protection visa (449, 786, 790, 785), bridging visas or without a valid visa.

⁶ Settlement Database, Australian Government Department of Home Affairs: settlement.data.request@homeaffairs.gov.au

People who arrived in Australia in the past 10 years living in Victoria⁷

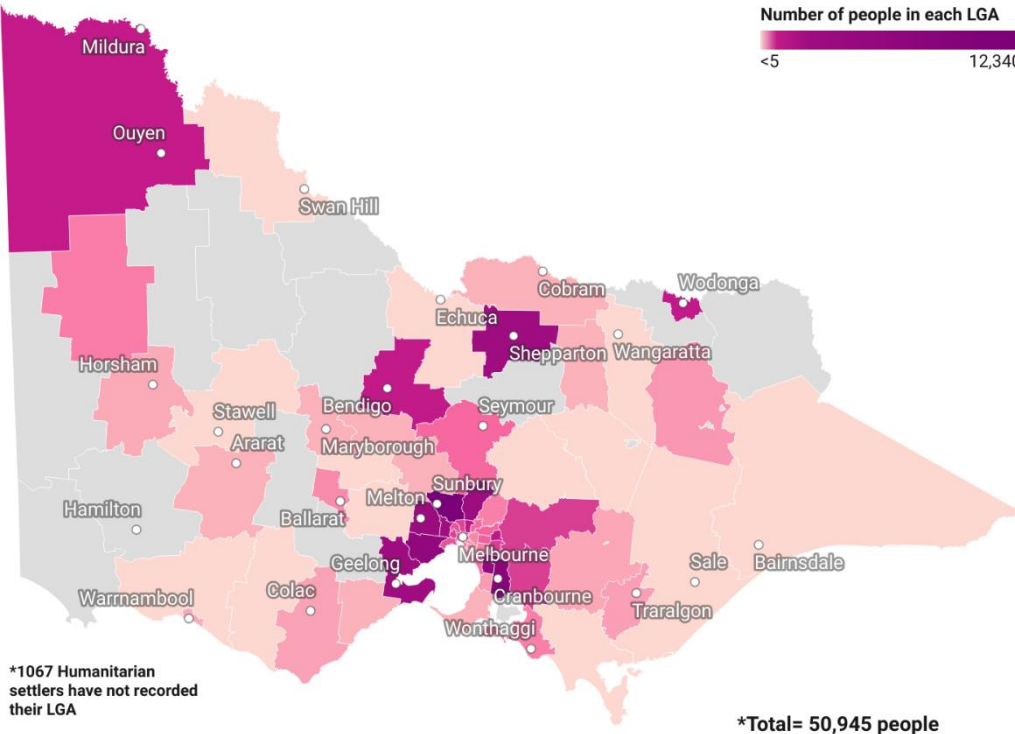
The following data is about Refugee and Humanitarian Program entrants who have arrived in Australia between 01/04/2015 and 31/03/2025 and are currently recorded as residing in Victoria as at 04/04/2025.



As of 4th April 2025, there are **50,945 people** who were granted a refugee, humanitarian and/or permanent protection visa (i.e. subclass 200 series, 866) in the past 10 years and are now recorded as residing in Victoria.

Humanitarian settlers in Victorian Local Government Areas over the last 10 years

Humanitarian settlers (200 visa series and 866) with a Date of Arrival between 01/04/2015 and 31/03/2025 and are currently recorded as residing in Victoria as at 04/04/2025.



* These figures are approximations as any cells that have been suppressed were changed to a numerical value to present data in this map.
Map: Victorian Refugee Health Network • Source: Australian Government- Settlement Database • Map data: ABS • Created with Datawrapper

Interactive Map available at: https://www.datawrapper.de/_/HKdza/?v=2

Table 7: Top 10 Local Government Areas where people are recorded to live who have arrived in the past 10 years

Local Government Area	Visa number					
	200	201	202	203	204	866
Hume	3,955	45	7,858	8	322	384
Casey	2,483	811	2,990	0	544	466
Wyndham	1,850	73	2,150	144	377	619
Greater Dandenong	1,579	585	1,279	18	377	641
Melton	1,076	28	1,514	10	139	190
Whittlesea	931	91	1,078	0	85	279
Brimbank	705	33	1,087	11	115	258
Greater Geelong	710	6	472	0	201	33
Maroondah	315	<5	811	7	22	85
Greater Shepparton	716	0	137	0	109	132
Grand Total of all LGA's	17,313	1,913	23,422	217	2,893	5,187
50,945 people						

Note that any cells that contain less than five have been suppressed (<5). Values that have not been provided and cannot be calculated are given as 'n.p.' (not provided). For the full data set, please contact our team at Victorian Refugee Health Network (refugeehealth@foundationhouse.org.au). Please note that this data set from DHA includes those who have received refugee and humanitarian visas prior to travelling to Australia (subclasses 200, 201, 202, 203 & 204) or have received a permanent protection visa (subclass 866) after arrival in Australia. This data does not include people who currently reside in Victoria who are on a temporary protection visa (449, 786, 790, 785), bridging visas or without a valid visa.

⁷ Settlement Database, Australian Government Department of Home Affairs: settlement.data.request@homeaffairs.gov.au

Table 6: Recorded gender of people who arrived in the past 10 years and recorded as residing in Victoria

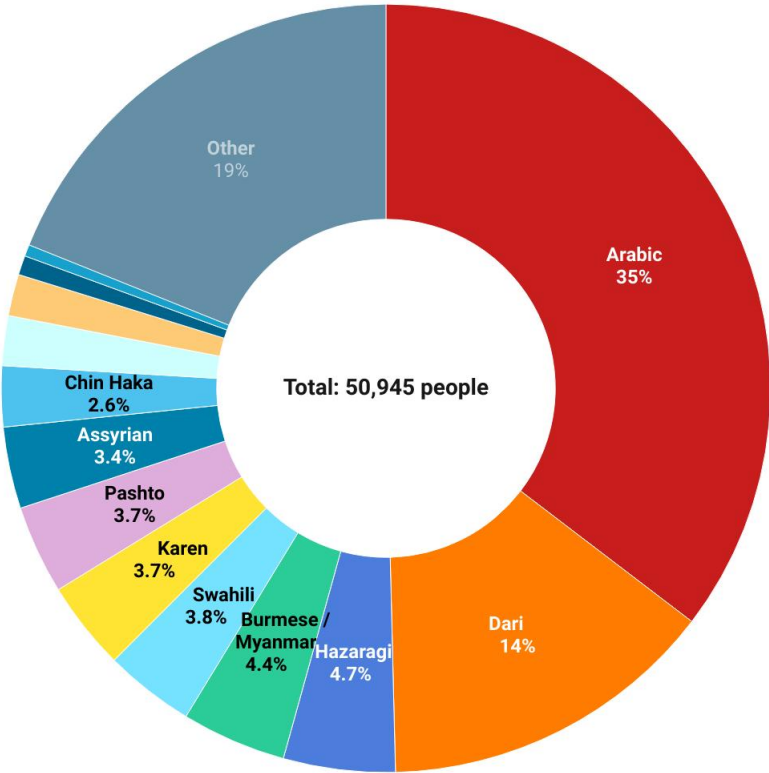
Gender	200	201	202	203	204	866
Female	8,513	961	11,760	110	2,092	2,571
Male	8,800	952	11,662	107	800	2,615
Not Stated	0	0	0	0	0	<5
Indeterminate	0	0	0	0	<5	0
Grand Total	17,313	1,913	23,422	217	2,893	5,187

This chart below shows the main language spoken for those who arrived to Australia in the past 10 years and currently reside in Victoria. The top languages are Arabic, Dari, Hazaragi, Burmese, Karen, Assyrian, and Swahili. With a high number of people settling in Victoria, it is important that the number of interpreters are also increasing to meet the needs of the local population. 0

Main Language Spoken for those who arrived in the past 10 years: Top 30

People on Visa subclass (200 series and 866) who arrived in Australia between 01/04/2015 and 31/03/2025, and are currently recorded as residing in Victoria as at 04/04/2025

Arabic Dari Hazaragi Burmese / Myanmar Swahili Karen Pashto Assyrian
Chin Haka Karen S'gaw Farsi (Persian) Somali Dinka Other



* These figures are approximations as any cells that have been suppressed (<5) were changed to a numerical value (3) to present data in this map.

Chart: Victorian Refugee Health Network • Source: Settlement Data Request- Department of Home Affairs • Created with Datawrapper

Interactive Map available at: https://www.datawrapper.de/_/B7Fo1/?v=2

People Seeking Asylum

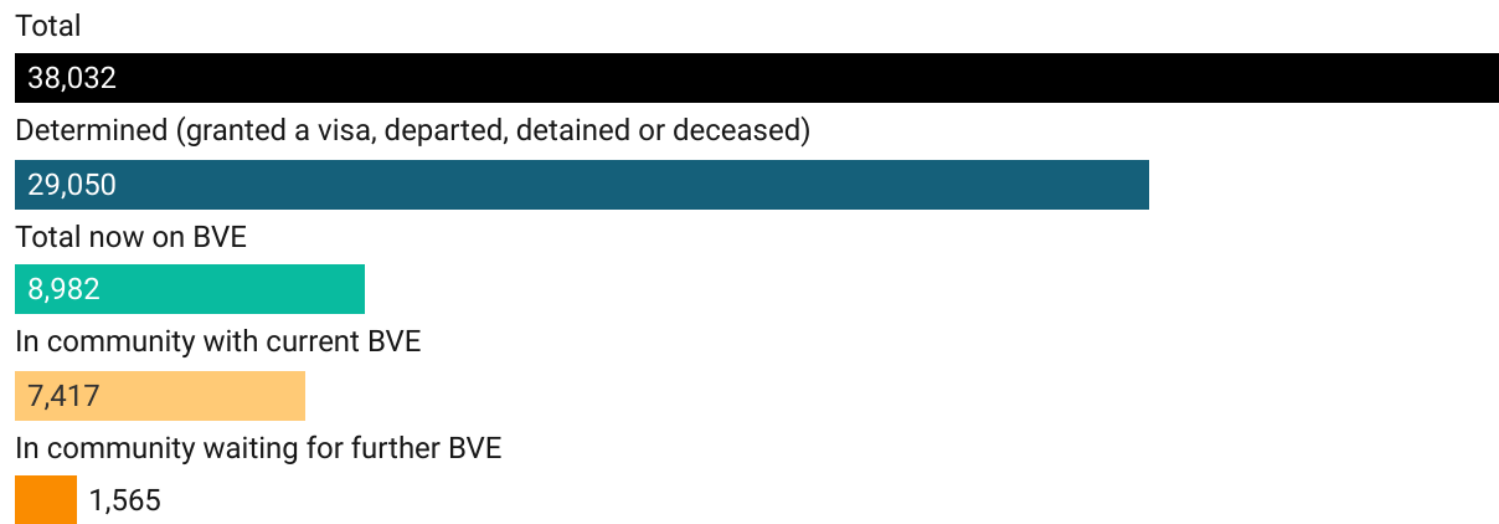


The date a person arrived, their mode of arrival and if they had valid entry documents determine if they are detained, how they will have their asylum application processed, what means of appeal they will have and whether they may apply for permanent or temporary protection. People often experience a long wait to hear the outcome of their application. You may read more about asylum application pathways [here](#). Depending on the year a person arrived, many people seeking asylum by boat have been living in the community on a visa called a bridging visa E (BVE).

As of 31 March 2025, there is a total of **38,032 people** who arrived by boat who were granted a bridging visa E. There are 3,902 people who are living in Victoria who are holding a bridging visa E.⁸

How many people are on bridging visas E?

As at 31 March 2025



Total does not equal total on BVE and determined, as in original.
Chart: Refugee Council of Australia • Source: Department of Home Affairs, Unauthorised Maritime Arrivals on Bridging E visa • Created with Datawrapper

Interactive Map of ‘How many people are on bridging visas E?’ available at: https://www.datawrapper.de/_sKjG7/

“Bridging visas may expire while a person is waiting for a grant of another bridging visa. People in the community who are waiting for the grant of further Bridging Visa E do not have rights to work, study or access Medicare, because they do not hold a valid visa. This often happens because of delays in renewing a visa. In some cases, their visas can only be renewed after the Minister personally allows for the grant of a further visa.”⁹

People in detention¹⁰

The following data is about people in immigration detention and under residence determination (formerly community detention) as of 31 March 2025. Values that have not been provided and cannot be calculated are given as ‘N.P.’ (not provided). As of 31 March 2025, the average period of time for people held in detention facilities (including people detained due to S501 visa cancellations and other reasons) in Australia was recorded **as 458 days**.

As of 31 March 2025, there were **966 people** in Immigration Detention Centres (IDCs) and Alternative Places of Detention (APODs) across Australia. Of these 966 people, 32.0 per cent had been detained for 91 days or less and 68.2 per cent had been detained for 365 days or less¹¹.

Table 8: People in detention in Victoria as of 31 March 2025

Place of immigration detention	Number of people held in immigration detention
Melbourne Immigration Detention Centres	188
Alternative Places of Detention (APODs)	14
National Total	966

Table 9: People under residence determination in Victoria as of 31 March 2025

	Men	Women	Children	Total
Number of people in Victoria	24	16	19	59 (51.8 percent of national total)
National Total	114			

⁸ ‘How many people are on bridging visas E?’ <https://www.refugeecouncil.org.au/asylum-community/6/>
⁹ Ibid.
¹⁰ Immigration Detention and Community Statistics Summary: <https://www.homeaffairs.gov.au/research-and-statistics/statistics/visa-statistics/live/immigration-detention>
¹¹ ‘Time In Immigration Detention Facilities’: <https://www.homeaffairs.gov.au/research-and-statistics/statistics/visa-statistics/live/immigration-detention> (pg. 12)

People who arrived by plane



There is little data available about people who arrive by plane and apply for protection. The number of people living in the community who sought asylum after arriving by plane with a valid visa (i.e., tourist, student visa etc), and who are now waiting for their protection claims to be assessed is unknown. Some national data is available about new lodgements, see below. Data collected from the monthly Departmental updates¹² on the processing of onshore protection claims for the financial year 2024-2025 show there has been **17,546 protection visa lodgements** made onshore to date (July 2024 to March 2025). Monthly data also shows the number of individuals who have been granted a Final Protection Visa and the grant rate.

Table 10: Protection visa application lodgements and PPV grants, Australia-wide by financial year

Component	2016-17	2017-18	2018-19	2019-20	2020-2021	2021-22	2022-2023	2023-2024	2024-2025*
Permanent Protection Visa (PPV) lodgement	18,290	27,931	24,566	23,266	11,684	10,564	18,738	25,210	17,546
PPV grants	1,711	1,425	1,650	1,650	1,389	1,762	2,000	3,250	3,149

*2024-2025 Financial Year figures to date (July 2024 to March 2025)

Appeals heard by the AAT: PPV applications¹³

Most people that apply for a PPV arrived by plane, however a very small number of people who arrived by boat were able to apply for a PPV and have their appeal heard by the AAT. Those who do not have a visa granted at primary stage may have their application reviewed. People seeking asylum who are eligible for a Permanent Protection Visa (PPV) have their appeals heard through the Administrative Appeals Tribunal (AAT) Migration and Refugee Division.

Update: As of 14 October 2024, the Administrative Appeals Tribunal (AAT) has ceased operations and have been replaced by the Administrative Review Tribunal (ART). All matter that were before the AAT on 14 October 2024 have transitioned to the ART. The jurisdiction of the ART is the same at the AAT. [Click here for more information about the new Administrative Review Tribunal.](#)¹⁴

The former AAT regularly published statistics related to their Migration and Refugee Division as a general guide. The new Administrative Review Tribunal does not yet have similar statistics available. The data below indicates the processing times for the former AAT’s Migration and Refugee Division for reviews finalised between 14 April 2024 and 13 October 2024.

The AAT reported 50% of cases are finalised within 1,756 days from lodgement to finalisation of applications made under Protection Case Categories between 14th April 2024 and 13th October 2024, 95% of lodgements were finalised within 2,243 days¹⁵.

¹² Monthly Update: Onshore Protection (Subclass 866) Visa Processing – July 2024 to March 2025 at <https://www.homeaffairs.gov.au/research-and-statistics/statistics/visa-statistics/live/humanitarian-program>

¹³ Administrative Appeals Tribunal Migration and Refugee Division Caseload Report Financial year to 31 May 2024: <https://www.aat.gov.au/AAT/media/AAT/Files/Statistics/MRD-detailed-caseload-statistics-2023-24.pdf>

¹⁴ Processing times for the former AAT's Migration and Refugee Division | Administrative Review Tribunal

¹⁵ 'Processing times for the former AAT's Migration and Refugee Division' at <https://www.art.gov.au/about-us/accountability-and-reporting/former-administrative-appeals-tribunal/processing-times-former-aats-migration-and-refugee-division>

Unauthorised Maritime Arrival (UMA) Legacy Caseload



According to the department, an Unauthorised Maritime Arrival (UMA) is a person who entered Australia by sea without authority and became an unlawful non-citizen upon entry. All babies born to UMA parents are also classified as UMAs.

The two main groups in the ‘Legacy Caseload’ included:

- people who came by boat before 13 August 2012, but whose applications for a protection visa (the visa given to refugees who apply in Australia) had not been finalised by 18 September 2013, when the Liberal and Nationals came into power.
- people who came by boat on or after 13 August 2012, whose visa applications were processed in Australia (and not in Papua New Guinea or Nauru)¹⁶.

Temporary Protection Visa and Safe Haven Enterprise Visa Holders

People seeking asylum who arrived by boat without a valid visa, until recently, have only been allowed to apply for Temporary Protection Visa (subclass 785) (TPV) or a Safe Haven Enterprise Visa (subclass 790) (SHEV), if the Minister has made a decision that it is in the public interest to lift a legislative bar on making a valid visa application in Australia. Where the Minister lifts the bar, the Department will advise the person who is classified as an UMA that they are eligible to apply for a TPV or a SHEV¹⁷.

As of 31 December 2024, **534 applications are on hand (initial TPV and SHEV) or at merits review for people living in Victoria**,¹⁸

Important Information: Conversion Of TPVs/SHEVs to a Permanent Visa

The Federal Government has announced that from 14 February 2023 people who currently hold, previously held or have applied for a Temporary Protection Visa (TPV) or Safe Haven Enterprise Visa (SHEV) may be eligible for a permanent Resolution of Status Visa (RoS visa). People granted a permanent RoS visa will have the same rights and benefits as all permanent residents, including access to family reunion.

It is essential that people seek legal assistance in relation to their rights to the RoS visa.

For free legal help in Victoria and South Australia, contact Refugee Legal at:

- Refugee Legal TPV/SHEV Conversion Hotline - Monday to Friday 9.00am to 5.00pm on (03) 9413 0133
- Email: RoSVisa@refugeelegal.org.au
- Website: www.refugeelegal.org.au

Who is the legal service provider in your state or territory?

Service Provider	State	Website
Refugee Legal	VIC	www.refugeelegal.org.au
Refugee and Casework Support (RACS)	NSW	www.racs.org.au
Immigration Advice and Rights Centre (IARC)- cases referred by RACS NSW	NSW	www.iarc.org.au
Legal Aid	ACT	www.legalaidact.org.au
Refugee and Immigration Legal Service (RAILS)	QLD	www.rails.org.au
Circle Green	WA	www.circlegreen.org.au
Legal Services Commission	SA	www.lsc.sa.gov.au
Tasmanian Refugee Legal Service	TAS	www.trls.org.au
Legal Aid	NT	www.legalaid.nt.au

Source: Department of Home Affairs

For further information on the policy change please refer to the Refugee Council of Australia site at: <https://www.refugeecouncil.org.au/information-about-end-of-tpvs-shevs/>

Translated copies of the information sheet can be found here: <https://refugeelegal.org.au/get-help/tpvs-shevs-conversion-to-a-permanent-visa/>

¹⁶ Who was included in the ‘Legacy Caseload’? <https://www.refugeecouncil.org.au/fast-tracking-statistics/>
¹⁷ ‘UMA Legacy Caseload Report on Status and Processing Outcomes March 2025’ on <https://www.homeaffairs.gov.au/research-and-statistics/statistics/visa-statistics/live/humanitarian-program>
¹⁸ Ibid.

Resolution of Status Visa Holders



UMAs who applied for or held a TPV or SHEV before 14 February 2023 are eligible to apply for a permanent Resolution of Status (subclass 851) (RoS) visa. Anyone who had a TPV or SHEV application already on-hand with the Department, including subsequent TPV/SHEV applications, did not need to apply for a RoS visa (their application was/will automatically be converted to a RoS visa application). Anyone that enters Australia irregularly on or after 14 February 2023 is not eligible for a RoS visa.

The following data sources for this report are based on a range of departmental systems. As data has been drawn from a dynamic system environment, the information is correct at the time of publication and figures may differ slightly from previous or future reporting. As an end of month report, the data date used is the closest to the end of the calendar month¹⁹.

As of October 2024, the Department of Home Affairs have offered a Resolution of Status (subclass 851) pathway to Ukrainian nationals currently on a Temporary Humanitarian Stay (subclass 786) visa, on a case-by-case basis²⁰.

As of March 2025, **19,936 Resolution of Status (RoS) Visas had been granted to people across Australia. 8,061 visas** were granted to people living in **Victoria**.

Table 11: Main Citizenships: Visa Holders, Australia-wide²¹

Country of Citizenship	TPV/SHEV	RoS Visa
Iran	212	6,639
Afghanistan	316	4,255
Sri Lanka	103	2,276
Stateless	179	2,194
Pakistan	42	1,285
Iraq	67	997
Australia	<5	635
Sudan	14	374
Somalia	12	304
Vietnam	<15	235
Other	49	764
Total	1,008	19,936

Table 12: Number of people in the UMA Legacy Caseload who:

- ✓ have submitted a valid visa application that is currently being processed;
- ✓ had their visa application finalised – either granted (including expired or cancelled) or refused; and
- ✓ are considered otherwise resolved (for example, have become Australian citizens or departed Australia).

Processing Stage ²²	TOTAL
Applied for initial TPV and on-hand with the Department ¹	189
Applied for initial SHEV and on-hand with the Department ¹	818
Applied for/converted to RoS visa and on-hand with the Department ¹	939
Total applications on hand	1,946
TPV holder	293
SHEV holder*	715
RoS visa holder	19,936
Total Visa holders	20,944*
Refused TPV/SHEV/RoS visa by the Department and at merits review	217
Refused TPV/SHEV/RoS visa and at judicial review	3,975
TPV/SHEV/RoS visa cancelled or expired (onshore)	158
Refused TPV/SHEV/RoS visa no immigration matters ongoing ²	2,446
Total refused, cancelled or expired onshore	6,796
Otherwise resolved ³	3,552
Total	32,302

* Most RoS visa applicants are also TPV/SHEV holders so are not counted twice in the grand total

People Fleeing the Conflict in Israel-Gaza

There are currently several hundred people who have recently left Israel or Gaza in recent months fleeing the ongoing conflict. Most of these people have travelled to Australia on Visitor Visas and other short-term visas. Visitor visas are not designed to support people fleeing conflict as eligibility to work rights, access to Medicare, access to income support or study rights is limited.

As of November 2024, The Australian Government is offering a temporary humanitarian stay visa pathway to eligible Palestinians and Israelis on a case by case basis.²³

The temporary humanitarian stay pathway is by invitation from the Minister only. You cannot apply for this visa without an invitation.

The temporary humanitarian stay pathway is a two-step process. This involves being granted a Humanitarian Stay (Temporary) (subclass 449) visa, followed by a Temporary Humanitarian Concern (subclass 786) visa. The subclass 786 visa will be granted for three years.

Please contact the Victorian Refugee Health Network (refugeehealth@foundationhouse.org.au) if you are interested in requesting data and statistics for other population groups impacted by global humanitarian events.

¹⁹ Ibid.
²⁰ Department of Home Affairs, November 2024 at <https://www.homeaffairs.gov.au/help-and-support/ukraine-visa-support/offer-of-resolution-status-visa-case-by-case-basis-ukrainian-786-temp-humanitarian-concern-visa-holders>
²¹ Ibid
²² Ibid.
²³ [Hamas-Israel Conflict: Temporary Humanitarian Stay pathway for Palestinians and Israelis in Australia](#) at <https://www.homeaffairs.gov.au/help-and-support/hamas-israel-conflict/information-for-palestinian-israeli-nationals-temporary-humanitarian-stay>
Page | 11

Caveats to data sources from the Settlement Database (SDB)²⁴



The Refugee Health Network obtains the data for this report from the DHA Settlement unit. Please see below an outline of the caveats provided by the DHA on the settlement data provided.

- The data in your reports are sourced from the Settlement Database (SDB). There are limitations in the data capture and the actual data.
- Where applicable, with regards to Immigration data - as per current privacy guidelines, the Department's policy is to mask numbers which are less than five as <5
and/or if there is only one '<5' in any column, the next lowest value will be masked as less than to its upper limit (ie. if it is 8 then will be masked as '<10' or 88 will be masked as '<90') , noting we are reviewing the confidentiality method for the future.
- The Department of Home Affairs must be consulted regarding any requests to use the data for purposes not originally intended or discussed.

Data Capture

SDB collects data concerning settlers who have been granted a permanent (or provisional) visa.

SDB data is compiled from a number of sources including Department of Home Affairs, other Commonwealth agencies and service providers.

Data Limitations

The Settlement Database has not been adjusted to reflect settlers who:

- are deceased.
- have permanently departed Australia.
- have had their visas cancelled.

The settlement Database includes:

- some duplicate settler records.
- the number of settlers who are currently recorded as residing in a particular location. It cannot provide information on settlement patterns or trends.
- many data items that are not mandatory.
- only the settler's latest known residential (or intended residential) address. Address information is only updated if the Department is notified. Some settlers have no address details recorded.
- only the latest permanent (or provisional) visa for a settler.

The Settlement Database location data is based on the 2011 Australian Standard Geographic Classification (ASGC).

Reporting Limitations

- Reports including numbers of settlers in specified locations may be inaccurate due to limitations in address data.
- Settlers with an existing permanent (or provisional) visa may appear in different reporting categories over time if they are granted a subsequent permanent (or provisional) visa.
- Data suppression rules have been applied for client confidentiality.
- Reports including 'not stated', 'invalid' or 'not recorded' labels indicate that the data is unavailable.

Settlement Date

Settlement Date uses a combination of either arrival date or grant date depending on where the settler was when their current SDB visa was granted.

If a settler was offshore when their current SDB visa was granted then arrival date is used. If a settler was onshore when their current SDB visa was granted then visa grant date is used.

Report Usage

Please attribute Australian Government as the data source.

Updated by DHA on 15 August 2019

²⁴ For the full data set please contact our team at the Victorian Refugee Health Network (refugeehealth@foundationhouse.org.au).
Page | 12